

FICHE PRODUIT

LF2000 -G3-830-04 discontinued

LINEARlight FLEX® POWER 2000 | Modules LED pour des applications professionnelles et industrielles



Zones d'application

- Architecture lighting
- Cove lighting
- Ceiling integration

Avantages du produit

- Color uniformity better than 2 SDCM on the entire LED strip and between strips
- Large selection of light colors
- Great design freedom thanks to flexibility and cuttability of module
- Simple mounting and connection
- Toolless connection with the optional CONNECTsystem
- Easy mounting on many smooth surfaces thanks to self-adhesive tape at the back
- "Shop White" versions available for great color rendering without yellowing effect
- Extraordinary design and high quality materials
- Type of protection: IP00

Caractéristiques du produit

- Flexible and cuttable LED strip



- Luminous flux: up to 2,000 lm/m
- Module efficacy: up to 147 lm/W
- Dimmable with PWM technology

DONNÉES TECHNIQUES

DONNÉES ÉLECTRIQUES

Puissance nominale	67.30 W
Puissance nominale par mètre	15 W
Tension nominale	24 V
Plage de tension	23...25 V
Tension inverse	25 V
Type de courant	Courant direct (DC)
Intensité nominale	2800,000 mA

Données photométriques

Total des flux lumineux utiles [PICOS]	9000 lm
Efficacité lumineuse	134 lm/W
Flux lumineux	9000 lm
Flux lumineux par mètre	2000 lm
Temp. de couleur	3000 K
Ra Indice de rendu des couleurs	> 80
Couleur de la LED	Blanc
Teinte de couleur (désignation)	3000 K
Ecart-type de correspondance de couleur	≤3 sdcn
Flux résiduel en fin de vie nomi	0.70

Données techniques légères

Angle de rayonnement	120 °
Angle de faisceau évalué	120.00 °
Temps d'amorçage	< 0.5 s
Temps de préchauffage (60 %)	0,00 s

LED MODULE INFORMATION

Nombre de LED par mètre	70
Nombre de LED par module	315
Nombre de LED par composant	7

DIMENSIONS ET POIDS



Longueur	4500 mm
Longueur – composant seul	100 mm
Largeur	8,00 mm
Largeur (y compris les luminaires ronds)	8.00 mm
Hauteur	1,40 mm
Hauteur (luminaires cycliques inclus)	1.40 mm
LED pitch	14,3 mm
Poids du produit	58,00 g

TEMPÉRATURES ET CONDITIONS DE FONCTIONNEMENT

Plage de température ambiante	-20...+50 °C
Température maximale au point de test	75 °C
Plage de température au point Tc	-20...90 °C ¹⁾
T° fonctionnement confit norme IEC 62717	45 °C ²⁾

1) Le dépassement des valeurs maximales réduira la durée de vie prévue ou détruira le ruban LED.

2) Classé Tp. Le point Tp coïncide avec le point Tc - marqué sur l'appareil

Durée de vie

Durée de vie nominale	60000 h
Nombre de cycles de commutation	≥ 15000

DONNÉES SUPPLÉMENTAIRES SUR LE PRODUIT

Notes bas de page util. uniquem. produit	Modules parfaitement adaptés aux convertisseurs LED OSRAM OPTOTRONIC® (voir tableau correspondant) / Pour obtenir les données photométriques actuelles et les informations sur la sécurité, l'installation et l'application, voir http://www.osram.com/led-systems/ Tous les paramètres techniques s'appliquent au module entier. En raison de la complexité de la production des LED, les valeurs techniques indiquées sont des valeurs statistiques. Les valeurs réelles de chaque lampe peuvent différer de ces valeurs
--	--

CAPACITÉS

Gradable	Oui
Gradateur	PWM

Type d'installation	Montage en surface
Plus petit rayon de courbure	20 mm
Auto-adhésif	Oui

CERTIFICATS ET NORMES

Normes	CE ; ENEC 10 VDE / EAC / Composant reconnu UL 8750
Type de protection	IP00
Consommation d'énergie	74.00 kWh/1000h
Classe d'énergie efficace	A++

DONNÉES LOGISTIQUES

Plage de température de stockage	-40...80 °C
----------------------------------	-------------

ÉQUIPEMENT / ACCESSOIRES






- Simplified connection with optional matching CONNECTsystem
- Quick installation with optional SLIM TRACK System
- Perfectly matched to OPTOTRONIC 24 V electronic control gears

INFORMATIONS SUPPLÉMENTAIRES SUR LE PRODUIT

- Some LED modules are equipped with a self-adhesive tape for attaching the LED module to suitable materials, such as aluminum profiles, which must be clean and free of oil or silicone coatings, as well as other dirt/dust particles. The adhesive tape is intended for single use and if removed may damage the material to which it is stuck and the LED module itself, which must then be scrapped. Use the adhesive tape when the installation material temperature is in the 18 °C...35 °C range. Complete adhesion takes up to 72 h.
- LED modules are designed for static installations in accordance with IPC 6013C – Use A. Take material vibrations, repetitive torsion, and elongation/compression into account.
- If the operating environment covers a broad temperature range (e.g. outdoor applications) and the operating length is longer than 2 m, the use of adequate mounting surfaces is required. The use of an additional thicker adhesive tape between LED module and mounting surface is also recommended in order to absorb the stress of any mismatch in expansion. Assure enough space for module expansion with increasing temperature.
- The manufacturer is not responsible for damage due to chemical corrosion. The user must provide suitable protection against corrosive agents such as moisture and condensation and any other harmful elements/compounds. Make certain to avoid corrosive atmospheres. According to the current state of LED technology, hydrogen sulfide (H₂S) causes accelerated corrosion which leads to shortened lifetime or premature failure. Sources of H₂S may be rubber, foam rubber, soft-foam tapes, rubber-based sealing, natural sources (e.g. sulfur springs), etc. To avoid H₂S from sulfur-vulcanized rubber use silicon-based materials or peroxide-crosslinked rubber instead. Follow the recommendations in the material datasheet of the rubber supplier.
- IP00 LED modules, as manufactured, have no conformal coating and therefore offer no inherent protection against corrosion. Conformal coating treatment is possible, however materials must be selected properly in order to avoid product damage or impaired performance; the user must also completely seal the cut parts (ends/edges).
- For applications involving exposure to humidity and dust the module must be protected by a fixture or housing with a suitable IP protection class.
- Consult OSRAM Technical Service for further advice.
- Only a qualified electrician may install the module.
- Handle with care and ensure that there is no mechanical product damage, including damage to invisible internal electronics parts.
- Exceeding maximum operating and storage temperature ratings can reduce the expected lifetime or even destroy the LED module. The temperature of the LED module must be measured at the T_c-point in accordance with EN 60598-1 under steady-state conditions, considering the worst case; drive all channels at 100 % power. Refer to the product drawing for the exact location of the T_c-point.

- Exceeding the maximum ratings for the operating voltage causes hazardous overload and will likely destroy the LED module.
- Installation of LED modules and connection to the power supply must comply with all applicable electrical and safety standards.
- Observe correct polarity and wiring diagrams! Incorrect polarity or wrong wiring can cause unpredictable permanent damage or even failure of the product.
- Never exceed the maximum operable length, including daisy-chaining connections.
- Always ensure electrical isolation between the LED module and the mounting surface, especially in the vicinity of connections or cut ends.
- IP00 LED modules are ESD-sensitive; take adequate precautions during installation and operation of the products.
- Use only SELV LED drivers in accordance with applicable lighting standards and LED module ratings. In order to safely operate OSRAM LED modules it is necessary to supply them with an electronically stabilized power supply providing protection against short circuits, overload and overheating. To simplify the approval process of the luminaire/installation, the electronic power supplies control gear for LED modules must bear the CE and ENEC marking. In Europe the Declarations of Conformity must include at least the following standards: EN 61347-2-13, EN 55015, EN 61547 and EN 61000-3-2. ENEC certification will be based on EN 61347-2-13 and EN 62384. OSRAM OPTOTRONIC LED drivers comply with all relevant standards and guarantee safe operation; see the relevant brochure for more detailed information about OSRAM OPTOTRONIC.
- Avoid installations in rural and urban areas with high industrial activity and heavy traffic (higher than class than 4C1 according IEC 60721-3) and as well as installation in spa, areas with chlorine atmosphere, direct exposure to blown sand.

TÉLÉCHARGEMENTS

Documents et certificats		Nom du document
	Instructions pour l'utilisateur / instructions de sécurité	LINEARlight FLEX POWER
	Déclarations de conformité	LF HP G3 CE 3420012 03 0711 19
	Déclarations de conformité	LF HP G3 CE 4160937 00 0711 19
	Déclarations de conformité	Declaration of conformity LINEARlight FLEX
	Déclarations de conformité	Manufacturer declaration
	Déclarations de conformité	EU Declaration of conformity
Photométrie et fichiers pour études d'éclairage		Nom du document
	Fichier IES (IES)	727170_LF2000-G3-830-04_IES
	Fichier LDT (Eulumdat)	727171_LF2000-G3-830-04_LDT

DONNÉES LOGISTIQUES

Code produit	Unité d'emballage (Pièces/Unité)	Dimensions (longueur x largeur x hauteur)	Poids approximatif	' Volume
4052899953017	Etui carton fermé 1	29 mm x 190 mm x 186 mm	150.00 g	1.02 dm ³

Code produit	Unité d'emballage (Pièces/Unité)	Dimensions (longueur x largeur x hauteur)	Poids approximatif	' Volume
4052899954205	Carton de regroupement 8	241 mm x 195 mm x 205 mm	1397.00 g	9.63 dm ³

Le code produit mentionné décrit la petite quantité d'unité qui peut être commandée. Une unité peut contenir un ou plusieurs produits. Lorsque vous passez la commande, merci de bien vouloir entrer une unité ou un multiple d'une unité.

AVERTISSEMENT

Sous réserve de modifications. Sauf erreur ou omission. Veuillez à toujours utiliser la version la plus récente.