

PRODUCT DATASHEET

HIDr Area Light 75W UNV 4000K MOG

SYLVANIA ULTRA LED™ HID Replacement Area Light Lamps | SYLVANIA LED HID Replacement Area Lamps



Areas of application

- Area lighting
- Shoebox
- Wall packs

Product features

- Continuous and standby dimming can be enabled on lamps 75W and higher
- For dimming, pair with the optional snap-on motion/daylight sensor and remote control
- No warm-up time, instant-on with full light output and stable color
- 180° beam angle
- Up to 150 LPW
- Energy savings up to 74 %
- Rated for open and enclosed fixtures
- 80 CRI, R9>0
- Available in 120-277V
- 6KV surge
- Easy to install, UL type B requires easy ballast bypass

TECHNICAL DATA

Electrical data

Nominal wattage	75 W
Construction wattage	75.00 W
Nominal voltage	120 V
Claimed equiv. conventional lamp power	250 W

Photometrical data

Luminous flux	11250 lm
Luminous efficacy	150 lm/W
Color temperature	4000 K
Color rendering index Ra	80
Light color	840

Dimensions & Weight

Overall length	222.00 mm
Diameter	110.00 mm
Product weight	1250.00 g

Additional product data

Base (standard designation)	EX39
NAED	41016

Capabilities

Dimmable	Yes
----------	-----


Country-specific categorizations



Order reference	75W/840 120V EX
-----------------	-----------------

Energy labelling regulation data acc EU 2019/2015

Light source cap-type (or other electric interface)	EX39
Length	222.00 mm
Height	110.00 mm
Width	110.00 mm

Accessories Optional



Product image	Product name	EAN
	Standalone Comissioning Remote HIBAY/AREA/CANOPY	0046135656231

Product image	Product name	EAN
	LED ADAPTOR MOGUL BASE	0046135750557
	Standalone Microwave Motion Sensor 3-Pin Screw-in 49ft IP65 12V WH	0046135656224

Safety advice

- Verify fixture size before installation to ensure fit.
- Dimming function can only be enabled either through a physical knob on 18W-45W lamps or by pairing with a SYLVANIA motion sensor and remote control (purchased separately) for 75W-110W lamps (excluding NAED 41993).
- Dimming is not compatible with other dimmers.
- Not suited with outdoor fixtures with air vents.
- Should not be directly exposed to water.
- All installation, inspection, and maintenance of lighting fixtures should be done with the power to the fixture turned off.
- Please read and comply with all instructions, including the installation manual included inside the packaging before attempting installation.
- Lamps should be installed and operated in compliance with the National Electrical Code (NEC), Underwriters Laboratories Inc. (UL) requirements, and all applicable codes and regulations.
- See installation manual for wiring options.
- Ensure lamp holders/sockets are in good operating condition before installation and if any defects are detected, change the lamp holders/sockets.
- Do not make or alter any open holes in an enclosure of wiring or electrical components during installation.
- Make sure the lamps have the proper connections before restoring power.

DOWNLOAD DATA

Documents and certificates	Document name
 Product information bulletin	ULTRA LED™ HIDr Area Light
Photometric and lighting design files	Document name
 IES files (IES, additional)	UltraLED Area Light Retrofit LM79s and IES files

LOGISTICAL DATA

Product code	Packaging unit (Pieces/Unit)	Dimensions (length x width x height)	Gross weight	Volume
4058118204762	Folding box 1			
4058118189533	Shipping box 4	305 mm x 305 mm x 280 mm	5737.00 g	26.05 dm ³

The mentioned product code describes the smallest quantity unit which can be ordered. One shipping unit can contain one or more single products. When placing an order, for the quantity please enter single or multiples of a shipping unit.

DISCLAIMER

Subject to change without notice. Errors and omission excepted. Always make sure to use the most recent release.