

# PRODUCT DATASHEET

## DOOR KIT LINK 2x4 UNH

DOOR KIT LINK™ | Door Kit luminaire featuring built-in LEDVANCE LINK bluetooth low energy mesh connectivity



### Areas of application

- Offices
- Retail
- Hallways
- Multipurpose Rooms
- Hospitality

### Product features

- Selectable CCT: 3000/3500/4000/5000K
- Bluetooth® Low Energy Mesh and a range of up to 100 ft between luminaires
- Easy to deploy - install, commission, and control
- Convenient control via LINK™ app or wireless wall/controller
- Optional LINK PIR sensor enables field-installable occupancy & daylight control
- DLC listing maximizes rebate opportunities
- Up to 125 LPW
- Optional emergency battery backup versions
- CRI > 80
- Wirelessly sync luminaires and set group/individual scenes using the LINK app

TECHNICAL DATA

Electrical data

Nominal wattage	45.00 W
Nominal voltage	120...347 V

Photometrical data

Luminous flux	2858 ... 5715 lm
Luminous efficacy	125 lm/W
Color temperature	3000 ... 5000 K
Color rendering index Ra	> 80

Dimensions & Weight

Length	1215.00 mm
Width	606.00 mm
Height	78.50 mm
Product weight	6360.00 g

Materials & Colors

Product color	White
Housing color	White
Body material	Steel
Mercury content	0.0 mg

Application & Mounting

Dimmable	Yes
Type of dimming	0-10V
Mounting type	Recessed
Application environment	Indoor
Replaceable light source	No


Certificates & Standards

Replaceable light source (EPREL)	Not replaceable
----------------------------------	-----------------

Additional product data

NAED	64283
------	-------

Accessories Optional

Product image	Product name	EAN
	AREA DUSK-TO-DAWN 55W 120-277V D 3CCT T5 GR P	10046135617512



## EQUIPMENT / ACCESSORIES


- Mounting brackets

## Safety advice

- Retrofit luminaire is designed to be installed in existing troffers

## DOWNLOAD DATA

Documents and certificates	Document name
 PDF	Extended installation guide 1x4 2x2 2x4 Retrofit Door Kit Selectable wattage 15 20 25 30W Installation Guide
 PDF	Product information bulletin BLUETOOTH MESH ENABLED CONNECTED RETROFIT DOOR KIT LEDLUM165

Photometric and lighting design files	Document name
 IES	IES file (IES) IES files for DUAL SELECTABLE RETROFIT DOOR KIT GENERATION 7B

## LOGISTICAL DATA

Product code	Packaging unit (Pieces/Unit)	Dimensions (length x width x height)	Gross weight	Volume
4099854562082	Unpacked 2			
4099854309427	Shipping box 2	1,248 mm x 632 mm x 132 mm	14212.00 g	104.11 dm <sup>3</sup>

The mentioned product code describes the smallest quantity unit which can be ordered. One shipping unit can contain one or more single products. When placing an order, for the quantity please enter single or multiples of a shipping unit.

## DISCLAIMER

Subject to change without notice. Errors and omission excepted. Always make sure to use the most recent release.