

PRODUCT DATASHEET

LED Worklight R-Stand Socket 30 W 4000 K

WORKLIGHTS R-STAND SOCKET (GEN 2) | Flexible, portable worklight with included power outlets



Areas of application

- Outdoor use (IP44)
- Renovation
- Garages
- Basement
- Workshops

Product benefits

- 2 in 1, worklight and multisoocket
- Energy savings of up to 80% compared to halogen lamp worklights
- Semi-frosted, tempered glass cover for uniform illumination

Product features

- Equipped with two power outlets, for loads up to 3000 W
- Power outlet protected by self-closing cover
- Built-in switch to control the light, power outlets remain constantly powered
- Quick-release fastener for adjustment of luminaire head angle
- 3 m cable with type E/F plug



TECHNICAL DATA**Electrical data**

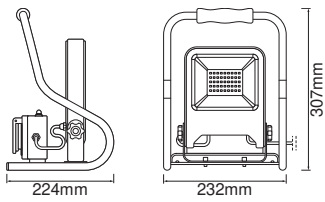
Nominal wattage	30.00 W
Nominal voltage	220...240 V
Mains frequency	50...60 Hz
Nominal current	145.000 mA
Inrush current	0.3 A
Max. number of luminaires per miniature circuit breaker C10	-
Power factor λ	> 0.90
Total harmonic distortion	< 20 %
Protection class	I
Operating mode	Mains voltage

Photometrical data

Luminous flux	2700 lm
Luminous efficacy	90 lm/W
Color temperature	4000 K
Light color (designation)	Cool White
Color rendering index Ra	≥ 80
Standard deviation of color matching	< 6 sdc _m
Flickering metric (Pst LM)	-
Stroboscope effect metric (SVM)	-
Photobiological safety group acc. to EN62778	RG1
Photobiological safety group acc. to EN62471	RG1
Beam angle	110 °

Dimensions & Weight

Length	232.00 mm
Width	224.00 mm
Height	307.00 mm
Product weight	2100.00 g



LED WORKLIGHT 30W 840 R-
STANDSOCKET

Materials & Colors

Product color	Dark gray
Housing color	Dark gray
Body material	Aluminum Steel
Cover material	Glass
Mercury content	0.0 mg

Application & Mounting

Ambient temperature range	-20...+45 °C
Temperature range at storage	-30...+80 °C
Type of connection	Protective contact Plug type
Type of protection	IP44
Protection class IK (shock resistance)	IK06
Dimmable	No
Mounting type	Standing
Mounting location	Floor
Application environment	Indoor
Adjustable	Yes
With light source	Yes
Replaceable light source	No

Lifespan

Lifespan L70/B50 at 25 °C	25000 h ¹⁾
Number of switching cycles	15000

1) t[h]: L70 / B50 @ 25 °C (Ta), t[h]: L80 / B10 @ 25 °C (Ta), t[h]: L90 / B10 @ 25 °C (Ta)




Certificates & Standards

Standards	CE / EAC
Luminaire with limited surface temperature, "D sign"	No
Replaceable light source (EPREL)	Not replaceable

Safety advice

- Product in protection class I. All electrically conductive, metallic housing parts that can absorb voltage during operation or during maintenance in the event of a fault must be continuously connected to the protective earthing conductor.

DOWNLOAD DATA

Documents and certificates	Document name
 User instruction / safety instructions	LED WORKLIGHT R-STAND SOCKET
 Legal information	OUTDOOR LUMINAIRES
 Declarations of conformity	LED WORKLIGHT

LOGISTICAL DATA

Product code	Packaging unit (Pieces/Unit)	Dimensions (length x width x height)	Gross weight	Volume
4058075321328	Folding box 1	232 mm x 240 mm x 319 mm	2232.00 g	17.76 dm ³
4058075321335	Shipping box 4	495 mm x 244 mm x 660 mm	9900.00 g	79.71 dm ³

The mentioned product code describes the smallest quantity unit which can be ordered. One shipping unit can contain one or more single products. When placing an order, for the quantity please enter single or multiples of a shipping unit.

DISCLAIMER

Subject to change without notice. Errors and omission excepted. Always make sure to use the most recent release.