

PRODUCT DATASHEET

ENDURA PRO Spot Sensor 16W 4000K IP55 White

ENDURA® PRO SPOT SENSOR | High efficiency wall sensor luminaires with narrow beam angle in innovative optical design



Areas of application

- Outdoor
- Entrance areas
- Arcade passage

Product benefits

- Small spotlight for precise illumination
- Lighting according to requirements due to adjustable luminaire head
- Easy and quick installation

Product features

- 4 operating modes selectable (light 6h continuous on, standby, switch-on by movement or dusk)
- Adjustable luminaire head
- Type of protection: IP55
- Impact resistance: IK05
- Protection class: II



TECHNICAL DATA

Electrical data

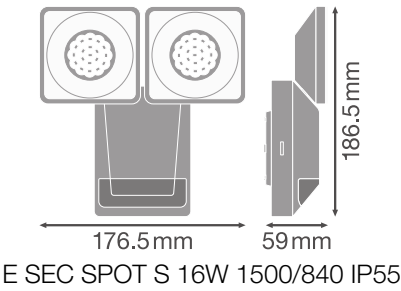
Nominal wattage	16.00 W
Nominal voltage	220...240 V
Mains frequency	50...60 Hz
Nominal current	86.000 mA
Inrush current	8 A
Inrush current time T _{h50}	50 µs
Max. number of luminaires per miniature circuit breaker B16	94
Max. number of luminaires per miniature circuit breaker C16	120
Power factor λ	> 0.85
Protection class	II
Operating mode	Mains voltage

Photometrical data

Luminous flux	1500 lm
Total luminous flux of contained light sources	2140 lm
Luminous efficacy	86 lm/W
Color temperature	4000 K
Light color (designation)	Cool White
Color rendering index Ra	≥80
Standard deviation of color matching	≤6 sdcm
Flickering metric (Pst LM)	<=1
Stroboscope effect metric (SVM)	<=0.9
Photobiological safety group acc. to EN62778	RG1
Photobiological safety group acc. to EN62471	RG1
Beam angle	50 °

Dimensions & Weight

Length	177.00 mm
Width	58.00 mm
Height	187.00 mm
Product weight	415.00 g



Materials & Colors

Product color	White
Housing color	White
Body material	Polycarbonate (PC)
Cover material	Polycarbonate (PC)
Mercury content	0.0 mg

Application & Mounting

Ambient temperature range	-20...+40 °C
Temperature range at storage	-25...+70 °C
Type of connection	Terminal, 3-Pole (L, N, PE)
Type of protection	IP55
Protection class IK (shock resistance)	IK05
Dimmable	No
Mounting type	Surface
Mounting location	Wall
Application environment	Outdoor
With light source	Yes
Replaceable light source	No

Lifespan

Lifespan L70/B50 at 25 °C	30000 h ¹⁾
Lifespan L80/B50 at 25 °C	30000 h
Number of switching cycles	12500

¹⁾ t[h]: L70 / B50 @ 25 °C (Ta), t[h]: L80 / B10 @ 25 °C (Ta), t[h]: L90 / B10 @ 25 °C (Ta)

Control gear

Output current	220...280 mA
----------------	--------------

Sensor

Type of sensor	Light / Motion
Sensor technology	Passive infrared (PIR)
Sensor detection angle	180 °
Sensor controlled switching time	2 s...15 min
Detection range of motion sensor	12 m
Detection threshold of daylight sensor	1...1000 lx




Certificates & Standards

Standards	CE / EAC / UKCA
Luminaire with limited surface temperature, "D sign"	No
Replaceable light source (EPREL)	Not replaceable

Safety advice

- All electrical connections must be made by a qualified person.
- Caution, risk of electric shock.
- To reduce the risk of strangulation the flexible wiring connected to this luminaire shall be effectively fixed to the wall if the wiring is within arm's reach.

DOWNLOAD DATA

Documents and certificates		Document name
	User instruction / safety instructions	ENDURA PRO LUMINAIRES
	Declarations of conformity	E PRO FLOOD and SPOT
	Declarations of conformity UKCA	E PRO LUM

LOGISTICAL DATA

Product code	Packaging unit (Pieces/Unit)	Dimensions (length x width x height)	Gross weight	Volume
4058075228900	Folding box 1	70 mm x 184 mm x 196 mm	454.00 g	2.52 dm ³
4058075228917	Shipping box 6	294 mm x 150 mm x 213 mm	3124.00 g	9.39 dm ³

The mentioned product code describes the smallest quantity unit which can be ordered. One shipping unit can contain one or more single products. When placing an order, for the quantity please enter single or multiples of a shipping unit.

DISCLAIMER

Subject to change without notice. Errors and omission excepted. Always make sure to use the most recent release.