

# PRODUCT DATASHEET

## ENDURA Flood Sensor 10 W 4000 K DG

ENDURA® FLOOD Sensor Cool White | Outdoor sensor luminaires in 4000K



### Areas of application

- Outdoor use (IP44)
- Replacement for floodlights with halogen lamps
- Garages
- Building facades

### Product benefits

- Optimized weight and size due to compact design
- Energy savings of up to 80 % compared to halogen lamp floodlights
- Semi-frosted, tempered glass cover for uniform illumination

### Product features

- Very bright and functional outdoor LED luminaires
- Symmetrical beam angle: 110° x 110°
- Mounting bracket for up to 180° tilting
- Ambient temperature in operation: -10...+40 °C
- Connection via 1 m cable, wiring required
- Adjustable IR daylight and motion sensor with a detection range of up to 9 m



TECHNICAL DATA

Electrical data

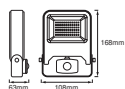
Nominal wattage	10.00 W
Nominal voltage	220...240 V
Mains frequency	50...60 Hz
Nominal current	46.000 mA
Max. number of luminaires per miniature circuit breaker B16	278
Max. number of luminaires per miniature circuit breaker C16	200
Power factor $\lambda$	> 0.70
Protection class	I
Operating mode	Mains voltage

Photometrical data

Luminous flux	800 lm
Luminous efficacy	80 lm/W
Color temperature	4000 K
Light color (designation)	Cool White
Color rendering index Ra	≥80
Standard deviation of color matching	6 sdcm
Flickering metric (Pst LM)	-
Stroboscope effect metric (SVM)	-
Photobiological safety group acc. to EN62778	RG1
Beam angle	110 °

Dimensions & Weight

Length	168.00 mm
Width	108.00 mm
Height	63.00 mm
Product weight	380.00 g



ENDURA FLOOD SENSOR 10W

## Materials & Colors

Product color	Dark gray
Housing color	Dark gray
Body material	Aluminum
Mercury content	0.0 mg

## Application & Mounting

Ambient temperature range	-10...+40 °C
Temperature range at storage	-30...+70 °C
Type of connection	Cable, 3-pole
Type of protection	IP44
Protection class IK (shock resistance)	IK06
Dimmable	No
Mounting type	Surface
Mounting location	Wall
Application environment	Outdoor
With light source	Yes
Replaceable light source	No

## Lifespan

Number of switching cycles	15000
----------------------------	-------

## Sensor

Type of sensor	Light / Motion
Sensor technology	Passive infrared (PIR)
Sensor detection angle	120 °
Sensor controlled switching time	10 s...10 min
Detection range of motion sensor	2...9 m
Detection threshold of daylight sensor	20...2000 lx

## Certificates & Standards

Standards	CE / EAC / UKCA
Luminaire with limited surface temperature, "D sign"	No
Replaceable light source (EPREL)	Not replaceable





## Safety advice

- All electrical connections must be made by a qualified person.

- Caution, risk of electric shock.
- Product in protection class I. All electrically conductive, metallic housing parts that can absorb voltage during operation or during maintenance in the event of a fault must be continuously connected to the protective earthing conductor.
- To reduce the risk of strangulation the flexible wiring connected to this luminaire shall be effectively fixed to the wall if the wiring is within arm's reach.

---

## DOWNLOAD DATA

Documents and certificates		Document name
	User instruction / safety instructions	ENDURA FLOOD
	Legal information	OUTDOOR LUMINAIRES
	Declarations of conformity	ENDURA FLOODLIGHT
	Declarations of conformity UKCA	FLOODLIGHT

---

## LOGISTICAL DATA

Product code	Packaging unit (Pieces/Unit)	Dimensions (length x width x height)	Gross weight	Volume
4058075292192	Folding box 1	84 mm x 117 mm x 182 mm	426.00 g	1.79 dm <sup>3</sup>
4058075292208	Shipping box 8	348 mm x 245 mm x 200 mm	4165.00 g	17.05 dm <sup>3</sup>

The mentioned product code describes the smallest quantity unit which can be ordered. One shipping unit can contain one or more single products. When placing an order, for the quantity please enter single or multiples of a shipping unit.

---

## DISCLAIMER

Subject to change without notice. Errors and omission excepted. Always make sure to use the most recent release.