

# PRODUCT DATASHEET

## ENDURA Classic Lantern Square S E27

ENDURA® CLASSIC LANTERN | Classic, square-shaped lantern



### Areas of application

- Only for specially protected outdoor areas
- Suitable for outdoor applications by luminaire mounting with lamp holder facing downwards
- Entrance lighting
- Patios, balconies

### Product benefits

- High flexibility in the choice of the light source thanks to E27 socket
- Easy and quick installation

### Product features

- Die-cast aluminum housing
- Diffuser made of clear glass
- Type of protection: IP23



TECHNICAL DATA

Electrical data

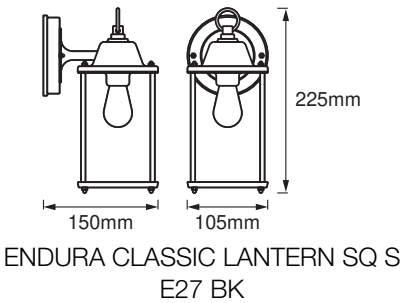
Nominal voltage	220...240 V
Mains frequency	50...60 Hz
Max. number of luminaires per miniature circuit breaker C10	-
Protection class	I

Photometrical data

Flickering metric (Pst LM)	-
Stroboscope effect metric (SVM)	-

Dimensions & Weight

Length	105.00 mm
Width	150.00 mm
Height	225.00 mm
Product weight	685.00 g



Materials & Colors

Product color	Black
Housing color	Black
Body material	Aluminum
Mercury content	0.0 mg

Application & Mounting

Ambient temperature range	-20...+40 °C
Type of connection	Terminal, 3-pin

Type of protection	IP43
Dimmable	No
Mounting type	Surface
Mounting location	Wall
Application environment	Outdoor
With light source	No
Replaceable light source	No
Holder designation	E27

### Certificates & Standards

Standards	CE / EAC / UKCA
Luminaire with limited surface temperature, "D sign"	No

### Additional product data

Product remark	Maximum bulb wattage: 60 W
Number of illuminants	1




### EQUIPMENT / ACCESSORIES


- Complete mounting and connecting accessories included
- No light sources included

### Safety advice

- All electrical connections must be made by a qualified person.
- Caution, risk of electric shock.
- Product in protection class I. All electrically conductive, metallic housing parts that can absorb voltage during operation or during maintenance in the event of a fault must be continuously connected to the protective earthing conductor.

### DOWNLOAD DATA

Documents and certificates		Document name
	User instruction / safety instructions	ENDURA CLASSIC LANTERN
	Legal information	Legal insert I-Outdoor
	Declarations of conformity	CE Declaration Endura Classic Lantern Square

Documents and certificates		Document name
	Declarations of conformity UKCA	Fixed LUM without EMC

LOGISTICAL DATA

Product code	Packaging unit (Pieces/Unit)	Dimensions (length x width x height)	Gross weight	Volume
4058075206625	Folding box 1	131 mm x 171 mm x 242 mm	740.00 g	5.42 dm <sup>3</sup>
4058075206632	Shipping box 6	408 mm x 357 mm x 262 mm	4793.00 g	38.16 dm <sup>3</sup>

The mentioned product code describes the smallest quantity unit which can be ordered. One shipping unit can contain one or more single products. When placing an order, for the quantity please enter single or multiples of a shipping unit.

DISCLAIMER

Subject to change without notice. Errors and omission excepted. Always make sure to use the most recent release.