

PRODUCT DATASHEET

ENDURA Style Crystal Wall 4.5W

ENDURA STYLE CRYSTAL | Stainless steel wall luminaires and bollards with indirect illumination



Areas of application

- Building facades
- Entrance lighting
- Patios, balconies

Product benefits

- Easy and quick installation
- Energy-efficient thanks to LED technology

Product features

- Bright and functional outdoor LED luminaires
- Available with and without motion sensor
- Stainless steel housing
- Type of protection: IP44



TECHNICAL DATA

Electrical data

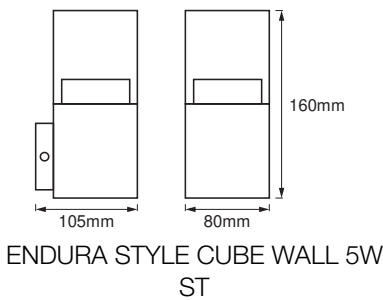
| | |
|------------------------|---------------|
| Nominal wattage | 4.50 W |
| Nominal voltage | 220...240 V |
| Mains frequency | 50...60 Hz |
| Power factor λ | > 0.5 |
| Protection class | I |
| Operating mode | Mains voltage |

Photometrical data

| | |
|--|------------|
| Luminous flux | 400 lm |
| Total luminous flux of contained light sources | 500 lm |
| Luminous efficacy | 89 lm/W |
| Color temperature | 3000 K |
| Light color (designation) | Warm White |
| Color rendering index Ra | ≥80 |
| Standard deviation of color matching | < 6 sdcm |

Dimensions & Weight

| | |
|----------------|-----------|
| Length | 105.00 mm |
| Width | 80.00 mm |
| Height | 160.00 mm |
| Product weight | 890.00 g |



Materials & Colors

| | |
|---------------|-------|
| Product color | Steel |
|---------------|-------|

| | |
|-----------------|-------------------------------|
| Housing color | Steel |
| Body material | Steel |
| Cover material | Polymethylmethacrylate (PMMA) |
| Mercury content | 0.0 mg |

Application & Mounting

| | |
|---------------------------|-----------------------------|
| Ambient temperature range | -20...+40 °C |
| Type of connection | Terminal, 3-Pole (L, N, PE) |
| Type of protection | IP44 |
| Dimmable | No |
| Mounting type | Surface |
| Mounting location | Wall |
| Application environment | Outdoor |
| With light source | Yes |
| Replaceable light source | No |

Lifespan

| | |
|----------------------------|-----------------------|
| Lifespan L70/B50 at 25 °C | 25000 h ¹⁾ |
| Number of switching cycles | 12500 |

¹⁾ t[h]: L70 / B50 @ 25 °C (Ta), t[h]: L80 / B10 @ 25 °C (Ta), t[h]: L90 / B10 @ 25 °C (Ta)

Certificates & Standards

| | |
|--|-----------------|
| Standards | CE / EAC / UKCA |
| Luminaire with limited surface temperature, "D sign" | No |
| Replaceable light source (EPREL) | Not replaceable |





EQUIPMENT / ACCESSORIES

- Complete mounting and connecting accessories included

Safety advice

- All electrical connections must be made by a qualified person.
- Caution, risk of electric shock.
- Product in protection class I. All electrically conductive, metallic housing parts that can absorb voltage during operation or during maintenance in the event of a fault must be continuously connected to the protective earthing conductor.

DOWNLOAD DATA

| Documents and certificates | | Document name |
|--|--|----------------------|
|  | User instruction / safety instructions | ENDURA STYLE |
|  | Legal information | Legal insert |
|  | Declarations of conformity | ENDURA STYLE CRYSTAL |
|  | Declarations of conformity UKCA | Fixed LUM |

LOGISTICAL DATA

| Product code | Packaging unit (Pieces/Unit) | Dimensions (length x width x height) | Gross weight | Volume |
|---------------|------------------------------|--------------------------------------|--------------|-----------------------|
| 4058075474178 | Folding box 1 | 117 mm x 107 mm x 184 mm | 958.00 g | 2.30 dm ³ |
| 4058075474185 | Shipping box 6 | 335 mm x 250 mm x 200 mm | 6194.00 g | 16.75 dm ³ |

The mentioned product code describes the smallest quantity unit which can be ordered. One shipping unit can contain one or more single products. When placing an order, for the quantity please enter single or multiples of a shipping unit.

DISCLAIMER

Subject to change without notice. Errors and omission excepted. Always make sure to use the most recent release.