

PRODUCT DATASHEET

ENDURA Style Midi Spot II 20.5W

ENDURA® STYLE MIDI SPOT | Wall luminaires with rotatable head



Areas of application

- Outdoor use (IP44)
- Building facades
- Entrance lighting
- Patios, balconies

Product benefits

- Easy and quick installation
- Energy-efficient thanks to LED technology

Product features

- Rotation angle luminaire head: 320°, swiveling: 75°
- Die-cast aluminum housing



TECHNICAL DATA

Electrical data

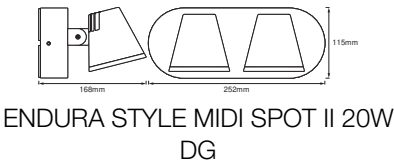
Nominal wattage	20.50 W
Nominal voltage	220...240 V
Mains frequency	50...60 Hz
Nominal current	94.000 mA
Power factor λ	> 0.5
Protection class	I
Operating mode	Electronic control gear (ECG)

Photometrical data

Luminous flux	1200 lm
Total luminous flux of contained light sources	2450 lm
Luminous efficacy	60 lm/W
Color temperature	3000 K
Light color (designation)	Warm White
Color rendering index Ra	≥80
Standard deviation of color matching	< 6 sdcm
Beam angle	110 °

Dimensions & Weight

Length	168.00 mm
Width	252.00 mm
Height	115.00 mm
Product weight	1360.00 g



Materials & Colors

Product color	Dark gray
Housing color	Dark gray

Body material	Aluminum
Cover material	Polymethylmethacrylate (PMMA)
Mercury content	0.0 mg

Application & Mounting

Ambient temperature range	-20...+40 °C
Temperature range at storage	-30...+70 °C
Type of connection	Screw terminal
Type of protection	IP44
Dimmable	No
Mounting type	Surface
Mounting location	Wall / Ceiling
Application environment	Outdoor
With light source	Yes
Replaceable light source	No

Lifespan

Lifespan L70/B50 at 25 °C	50000 h ¹⁾
Number of switching cycles	15000

¹⁾ t[h]: L70 / B50 @ 25 °C (Ta), t[h]: L80 / B10 @ 25 °C (Ta), t[h]: L90 / B10 @ 25 °C (Ta)





Certificates & Standards

Standards	CE / EAC / UKCA
Luminaire with limited surface temperature, "D sign"	No
Replaceable light source (EPREL)	Not replaceable

Safety advice

- All electrical connections must be made by a qualified person.
- Caution, risk of electric shock.
- Product in protection class I. All electrically conductive, metallic housing parts that can absorb voltage during operation or during maintenance in the event of a fault must be continuously connected to the protective earthing conductor.

DOWNLOAD DATA

Documents and certificates		Document name
	User instruction / safety instructions	ENDURA® STYLE MIDI SPOT
	Legal information	Legal insert
	Declarations of conformity	ENDURA STYLE MIDI and UPDOWN
	Declarations of conformity UKCA	Fixed LUM

LOGISTICAL DATA

Product code	Packaging unit (Pieces/Unit)	Dimensions (length x width x height)	Gross weight	Volume
4058075205499	Folding box 1	115 mm x 302 mm x 188 mm	1550.00 g	6.53 dm ³
4058075205505	Shipping box 6	385 mm x 315 mm x 360 mm	9687.00 g	43.66 dm ³

The mentioned product code describes the smallest quantity unit which can be ordered. One shipping unit can contain one or more single products. When placing an order, for the quantity please enter single or multiples of a shipping unit.

DISCLAIMER

Subject to change without notice. Errors and omission excepted. Always make sure to use the most recent release.