

PRODUCT DATASHEET

LINEAR LED 900 15 W 3000 K POWER

LINEAR | Linear luminaires



Areas of application

- Direct replacement for luminaires with fluorescent lamps
- General indoor illumination
- Corridors, entrance areas, stairwells, living rooms, basements
- Accent lighting
- Public areas
- Cove lighting
- Shelves, furniture integration or under cabinet mounting
- Seamless linear lighting

Product benefits

- Compact dimensions
- Easy to install in two different mounting angles
- Energy savings of up to 45 % compared to conventional linear luminaires
- Rows of up to 10 luminaires possible
- For seamless lines of light without dark spots
- 3 years guarantee

Product features

- High luminous efficacy: up to 100 lm/W
- Beam angle: 140°
- Type of protection: IP20
- Different lengths available



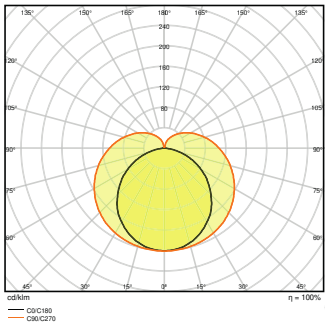
TECHNICAL DATA

Electrical data

Nominal wattage	15.00 W
Nominal voltage	220...240 V
Mains frequency	50...60 Hz
Nominal current	170.000 mA
Power factor λ	> 0.50
Protection class	II
Operating mode	Electronic control gear (ECG)

Photometrical data

Luminous flux	1500 lm
Luminous efficacy	100 lm/W
Color temperature	3000 K
Light color (designation)	Warm White
Color rendering index Ra	> 80
Standard deviation of color matching	< 5 sdcm
Photobiological safety group acc. to EN62778	RG0
Beam angle	140 °

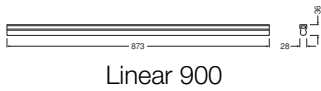


4058075056534 LINEAR LED 900
POWER 15W 3000K IP20

Dimensions & Weight

Length	873.00 mm
Width	24.00 mm
Height	36.00 mm

Product weight	300.00 g
Cable length	1300 mm



Materials & Colors

Product color	White
Housing color	White
Body material	Polycarbonate (PC)
Light emitting surface material	Polycarbonate (PC)
Mercury content	0.0 mg

Application & Mounting

Ambient temperature range	-20...+40 °C
Type of connection	Plug, EU
Type of protection	IP20
Protection class IK (shock resistance)	IK02
Dimmable	No
Mounting type	Surface
Mounting location	Ceiling / Wall
Application environment	Indoor
Replaceable light source	No

Lifespan








Lifespan L70/B50 at 25 °C	50000 h ¹⁾
Lifespan L80/B10 at 25 °C	40000 h ¹⁾
Lifespan L80/B50 at 25 °C	40000 h
Lifespan L90/B10 at 25 °C	30000 h
Number of switching cycles	15000

¹⁾ t[h]: L70 / B50 @ 25 °C (Ta), t[h]: L80 / B10 @ 25 °C (Ta), t[h]: L90 / B10 @ 25 °C (Ta)

Certificates & Standards

Standards	CB / TÜV SÜD / EAC / RoHS
Replaceable light source (EPREL)	Not replaceable

DOWNLOAD DATA

Documents and certificates		Document name
	User instruction / safety instructions	User Instruction Linear LED
	On-Pack-Info	Legal Insert Linear LED
	Declarations of conformity	CE Certificate Linear LED
Photometric and lighting design files		Document name
	IES file (IES)	LINEAR LED 900 POWER 15W 3000K IP20
	LDT file (Eulumdat)	LINEAR LED 900 POWER 15W 3000K IP20
	UGR file (UGR table)	4058075056534 LINEAR LED 900 POWER 15W 3000K IP20
	Light distribution curve type polar	4058075056534 LINEAR LED 900 POWER 15W 3000K IP20

LOGISTICAL DATA

Product code	Packaging unit (Pieces/Unit)	Dimensions (length x width x height)	Gross weight	Volume
4058075056534	Folding box 1	44 mm x 34 mm x 1,086 mm	386.00 g	1.62 dm ³
4058075056541	Shipping box 25	1,095 mm x 228 mm x 175 mm	10104.00 g	43.69 dm ³

The mentioned product code describes the smallest quantity unit which can be ordered. One shipping unit can contain one or more single products. When placing an order, for the quantity please enter single or multiples of a shipping unit.

References / Links

– For Guarantee see www.ledvance.com/guarantee

DISCLAIMER

Subject to change without notice. Errors and omission excepted. Always make sure to use the most recent release.

