

PRODUCT DATASHEET

LN COMP HO 900 15 W 4000 K

LINEAR COMPACT HIGH OUTPUT | Compact single or light line luminaire with high luminous flux



Areas of application

- Direct replacement for luminaires with fluorescent lamps
- Indoor applications
- Corridors, entrance areas, stairwells, living rooms, basements
- Accent lighting
- Public areas
- Cove lighting
- Shelves, furniture integration or under cabinet mounting
- Seamless linear lighting

Product benefits

- Compact dimensions
- Little space required thanks to compact dimensions
- Seamless connection of up to 10 luminaires in a line
- High lumen output up to 2500 lm
- Seamless connection without visible cables when connected to Linear Compact Batten
- Low flicker light thanks to special electronic control gear
- Angled connection possible with included cable
- Flexible installation in 2 different angles with 2 different mounting options
- Flexible application due to a wide range of available lengths of 600 mm to 1500 mm
- 5 years guarantee

Product features



- Replacement for traditional T8 or T5 luminaires
- Up to 10 luminaires connectable
- Translucent end caps
- Linear Compact Batten connectable at the beginning of the row with wiring on back side
- Versions with luminous flux 1000...2500 lm available
- 4 different lengths available
- High luminous efficacy: up to 100 lm/W
- Glow Wire Test according to IEC 60695-2-12: 850 °C

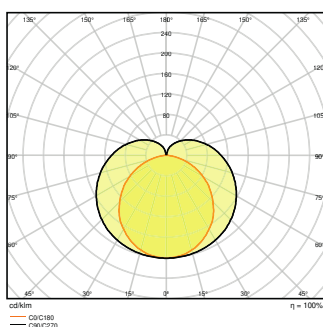
TECHNICAL DATA

Electrical data

| | |
|---|-----------------------|
| Nominal wattage | 15.00 W |
| Nominal voltage | 220...240 V |
| Mains frequency | 50...60 Hz |
| Nominal current | 0.08 A |
| Inrush current | 10 A |
| Inrush current time T_{h50} | 160 μ s |
| Max. number of luminaires per miniature circuit breaker B16 | 41 |
| Max. number of luminaires per miniature circuit breaker C10 | 35 |
| Max. number of luminaires per miniature circuit breaker C16 | 56 |
| Power factor λ | > 0.5 |
| Total harmonic distortion | 89 % |
| Protection class | II |
| Operating mode | Integrated LED driver |

Photometrical data

| | |
|--|----------------------|
| Luminous flux | 1500 lm |
| Luminous efficacy | 100 lm/W |
| Color temperature | 4000 K |
| Light color (designation) | Cool White |
| Color rendering index Ra | > 80 |
| Standard deviation of color matching | < 5 sdc _m |
| Photobiological safety group acc. to EN62778 | RG0 |
| Beam angle | 140 ° |



LN COMP HO 900 15W 4000K
IP20

Dimensions & Weight

| | |
|----------------|-----------|
| Length | 873.00 mm |
| Width | 24.00 mm |
| Height | 36.00 mm |
| Product weight | 300.00 g |



Materials & Colors

| | |
|--|--------------------|
| Product color | White |
| Housing color | White |
| RAL Color (most similar) | RAL 9016 |
| Body material | Polycarbonate (PC) |
| Cover material | Polycarbonate (PC) |
| Light emitting surface material | Polycarbonate (PC) |
| Glow Wire Test according to IEC 60695-2-12 | 850 °C |
| Mercury content | 0.0 mg |

Application & Mounting

| | |
|--|------------------------------|
| Ambient temperature range | -20...+40 °C |
| Type of connection | Screw terminal, 2-Pole (L,N) |
| Type of protection | IP20 |
| Protection class IK (shock resistance) | IK03 |
| Dimmable | No |
| Mounting type | Surface |
| Mounting location | Ceiling / Wall |
| Application environment | Indoor |
| With light source | Yes |
| Replaceable light source | No |

Lifespan

| | |
|----------------------------|-----------------------|
| Lifespan L70/B50 at 25 °C | 50000 h ¹⁾ |
| Lifespan L80/B10 at 25 °C | 40000 h ¹⁾ |
| Lifespan L80/B50 at 25 °C | 40000 h |
| Lifespan L90/B10 at 25 °C | 30000 h |
| Number of switching cycles | 100000 |

¹⁾ t[h]: L70 / B50 @ 25 °C (Ta), t[h]: L80 / B10 @ 25 °C (Ta), t[h]: L90 / B10 @ 25 °C (Ta)

Control gear

| | |
|----------------|--------|
| Output current | 170 mA |
|----------------|--------|

Certificates & Standards

| | |
|--|-------------------------------|
| Standards | CE / CB / TÜV SÜD / EAC / EPD |
| Luminaire with limited surface temperature, "D sign" | No |
| Ball shot safe | No |
| EPD | LEDV-00005-V01.01-EN |
| Replaceable light source (EPREL) | Not replaceable |




EQUIPMENT / ACCESSORIES





- Equipped with power plug, cable connector and line adapter for connecting further luminaires
- Mounting material for wall and ceiling installations included







Safety advice



- All electrical connections must be made by a qualified person.
- To reduce the risk of strangulation the flexible wiring connected to this luminaire shall be effectively fixed to the wall if the wiring is within arm's reach.


DOWNLOAD DATA

| | Documents and certificates | Document name |
|--|--|---------------------------------|
|  | User instruction / safety instructions | Linear_Compact_Switch_UI |
|  | On-Pack-Info | Legal Insert Linear Compact |
|  | Legal information | LS Insert LN COMP HO and SWITCH |

| Documents and certificates | | Document name |
|--|---------------------------------|---|
|  | Legal information | Informationstext 18 Abs 4 ElektroG |
|  | Declarations of conformity | Attestation of Conformity Linear Comp |
|  | Declarations of conformity | EU Declaration of Conformity Linear Comp Switch and HO LEDV |
|  | Declarations of conformity UKCA | LN COMP HO |

| Photometric and lighting design files | | Document name |
|--|-------------------------------------|------------------------------------|
|  | IES file (IES) | LN COMP HO 900 15W 4000K IP20 |
|  | LDT file (Eulumdat) | LN COMP HO 900 15W 4000K IP20 |
|  | ULD file (DIALux) | LINEARCOMPACTHIGHOUTPUT90015W4000K |
|  | ROLF file (RELUX) | LN COMP HO 900 |
|  | UGR file (UGR table) | LN COMP HO 900 15W 4000K IP20 |
|  | Light distribution curve type polar | LN COMP HO 900 15W 4000K IP20 |

| CAD/BIM files | | Document name |
|--|--------------|----------------|
|  | BIM Revit 3D | Linear Compact |
|  | CAD STEP 3D | LN COMP HO 900 |

| Tender texts | | Document name |
|--|------------------|---|
|  | Tender documents | LINEAR COMPACT HIGH OUTPUT 900 15 W 4000 K-EN |

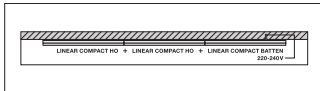
LOGISTICAL DATA

| Product code | Packaging unit (Pieces/Unit) | Dimensions (length x width x height) | Gross weight | Volume |
|---------------|------------------------------|--------------------------------------|--------------|----------------------|
| 4058075106253 | Folding box 1 | 44 mm x 34 mm x 1,086 mm | 386.00 g | 1.62 dm ³ |

| Product code | Packaging unit (Pieces/Unit) | Dimensions (length x width x height) | Gross weight | Volume |
|---------------|------------------------------|--------------------------------------|--------------|-----------------------|
| 4058075106260 | Shipping box 25 | 1,095 mm x 228 mm x 175 mm | 9600.00 g | 43.69 dm ³ |

The mentioned product code describes the smallest quantity unit which can be ordered. One shipping unit can contain one or more single products. When placing an order, for the quantity please enter single or multiples of a shipping unit.

ADDITIONAL CATALOG INFORMATION



References / Links

– For Guarantee see www.ledvance.com/guarantee

DISCLAIMER

Subject to change without notice. Errors and omission excepted. Always make sure to use the most recent release.