

PRODUCT DATASHEET

LN COMP SWITCH 1500 17 W 4000 K

LINEAR COMPACT SWITCH | Compact single or light line luminaire with switch



Areas of application

- Direct replacement for luminaires with fluorescent lamps
- Indoor applications
- Corridors, entrance areas, stairwells, living rooms, basements
- Accent lighting
- Public areas
- Cove lighting
- Shelves, furniture integration or under cabinet mounting
- Seamless linear lighting

Product benefits

- Compact dimensions
- Little space required thanks to compact dimensions
- Seamless connection of up to 10 luminaires in a line
- Handy switch directly installed on the luminaire
- Low flicker light thanks to special electronic control gear
- Flexible installation in 2 different angles with 2 different mounting options
- Flexible application due to a wide range of available lengths of 300 to 1500 mm.
- Angled connection possible with included cable

Product features

- Built-in switch
- Up to 10 luminaires connectable
- Translucent end caps
- Versions with luminous flux 400...1900 lm available
- 5 different lengths available
- High luminous efficacy: up to 112 lm/W

– Glow Wire Test according to IEC 60695-2-12: 850 °C

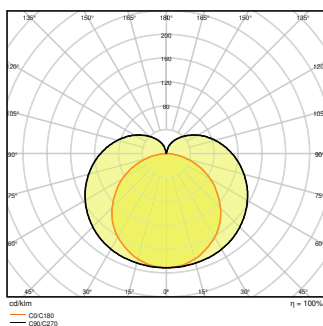
TECHNICAL DATA

Electrical data

Nominal wattage	17.00 W
Nominal voltage	220...240 V
Mains frequency	50...60 Hz
Nominal current	130 mA
Inrush current	10 A
Inrush current time T_{h50}	300 μ s
Max. number of luminaires per miniature circuit breaker B16	19
Max. number of luminaires per miniature circuit breaker C10	23
Max. number of luminaires per miniature circuit breaker C16	30
Power factor λ	> 0.5
Total harmonic distortion	110 %
Protection class	II
Operating mode	Integrated driver

Photometrical data

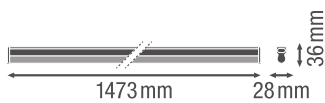
Luminous flux	1900 lm
Luminous efficacy	112 lm/W
Color temperature	4000 K
Light color (designation)	Cool White
Color rendering index Ra	> 80
Standard deviation of color matching	< 5 sdc _m
Luminous intensity	-
Low flicker	Yes
Photobiological safety group acc. to EN62778	RG0
Beam angle	140 °



LN COMP SWITCH 1200 14W
4000K 230V IP20

Dimensions & Weight

Length	1473.00 mm
Width	28.00 mm
Height	36.00 mm
Product weight	520.00 g



LINEAR COMPACT SWITCH

Materials & Colors

Product color	White
Housing color	White
Body material	Polycarbonate (PC)
Cover material	Polycarbonate (PC)
Glow Wire Test according to IEC 60695-2-12	850 °C
Mercury content	0.0 mg

Application & Mounting

Ambient temperature range	-20...+40 °C
Type of connection	Screw terminal, 2-Pole (L,N)
Type of protection	IP20
Protection class IK (shock resistance)	IK03
Dimmable	No
Mounting type	Surface
Mounting location	Ceiling / Wall
Application environment	Indoor
With light source	Yes
Replaceable light source	No

Lifespan

Lifespan L70/B50 at 25 °C	50000 h ¹⁾
Lifespan L80/B10 at 25 °C	40000 h ¹⁾
Lifespan L80/B50 at 25 °C	40000 h
Lifespan L90/B10 at 25 °C	30000 h
Number of switching cycles	100000

1) t[h]: L70 / B50 @ 25 °C (Ta), t[h]: L80 / B10 @ 25 °C (Ta), t[h]: L90 / B10 @ 25 °C (Ta)

Control gear

Output current	130 mA
----------------	--------

Certificates & Standards

Standards	CE / CB / TÜV SÜD / EAC / UKCA / EPD
Luminaire with limited surface temperature, "D sign"	No
Ball shot safe	No
EPD	LEDV-00018-V01.01-EN
Replaceable light source (EPREL)	Not replaceable






EQUIPMENT / ACCESSORIES


- Equipped with power plug, cable connector and line adapter for connecting further luminaires
- Mounting material for wall and ceiling installations included






Safety advice



- All electrical connections must be made by a qualified person.
- To reduce the risk of strangulation the flexible wiring connected to this luminaire shall be effectively fixed to the wall if the wiring is within arm's reach.


DOWNLOAD DATA

Documents and certificates		Document name
	User instruction / safety instructions	UI_LINEAR COMPACT SWITCH HO
	User instruction / safety instructions	Linear_Compact_Switch_UI
	Legal information	LS Insert LN COMP HO and SWITCH
	Legal information	Informationstext 18 Abs 4 ElektroG
	Declarations of conformity	CE Declaration LN COMP SWITCH

Documents and certificates		Document name
	Declarations of conformity UKCA	LN COMP SWITCH

Photometric and lighting design files		Document name
	IES file (IES)	LN COMP SWITCH 1500 17W 4000K
	LDT file (Eulumdat)	LN COMP SWITCH 1500 17W 4000K
	ULD file (DIALux)	LN COMP SWITCH 1500 17W-4000K
	ROLF file (RELUX)	LN COMP SWITCH 1500
	Light distribution curve type polar	LN COMP SWITCH 1200 14W 4000K 230V IP20

CAD/BIM files		Document name
	BIM Revit 3D	Linear Compact
	CAD STEP 3D	LN COMP SWITCH 1200

Tender texts		Document name
	Tender documents	LINEAR COMPACT SWITCH 1500 17 W 4000 K-EN

LOGISTICAL DATA

Product code	Packaging unit (Pieces/Unit)	Dimensions (length x width x height)	Gross weight	Volume
4058075683365	Folding box 1	32 mm x 1,682 mm x 42 mm	670.00 g	2.26 dm ³
4058075683372	Shipping box 25	1,702 mm x 240 mm x 194 mm	18255.00 g	79.25 dm ³

The mentioned product code describes the smallest quantity unit which can be ordered. One shipping unit can contain one or more single products. When placing an order, for the quantity please enter single or multiples of a shipping unit.

References / Links

– For Guarantee see www.ledvance.com/guarantee

DISCLAIMER

Subject to change without notice. Errors and omission excepted. Always make sure to use the most recent release.