

PRODUCT DATASHEET

PANEL D/I 1200 36 W 3000 K UGR19

PANEL DIRECT/INDIRECT 1200 UGR < 19 | Suspended edge-lit luminaires for direct and indirect light emission, low glare, 1200 mm



Areas of application

- Efficient replacement for traditional T8 and T5 luminaires
- Offices
- Meeting rooms
- Conference rooms
- Reception areas and foyers

Product benefits

- Suspended edge-lit luminaires for direct light emission (70%) and indirect light emission (30%)
- Attractive and functional design for office applications
- Good glare reduction (UGR \leq 19)
- Very homogenous light
- Low maintenance and low operational costs
- External driver for extended flexibility
- Special light guide design for low-glare illumination
- Easy and quick installation
- Low flicker light thanks to special electronic control gear
- 5 years guarantee

Product features

- Rectangular (1200 mm x 300 mm) stand-alone luminaires with direct (70 %) and indirect (30 %) light emission
- Driver integrated into the remote driver box



- UGR \leq 19 according to EN12464-1
- High luminous efficacy: up to 110 lm/W
- Lifetime (L70/B50): 80,000 h (at 25 °C)
- Follows the unified LEDVANCE design language (SCALE design)
- Very slim aluminum housing
- Luminaire versions with IoT-ready DALI-2 driver or IoT Zigbee 3.0 technology available

TECHNICAL DATA

Electrical data

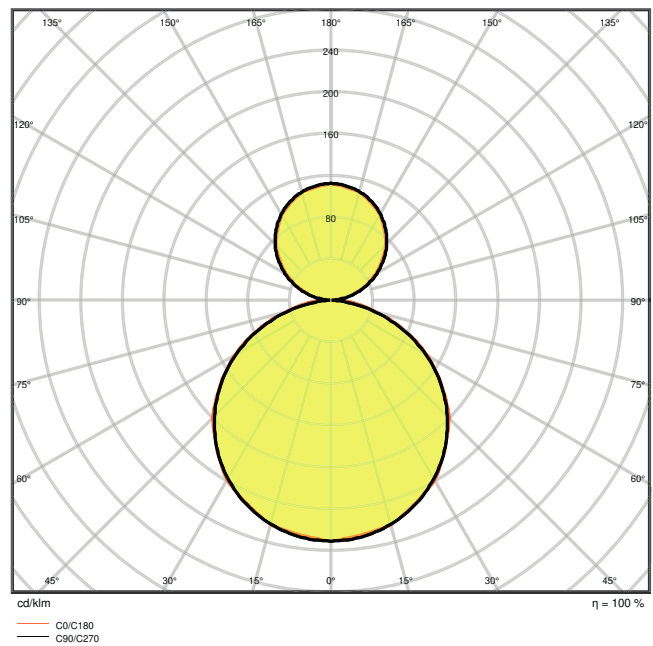
Nominal wattage	36.00 W
Nominal voltage	220...240 V
Mains frequency	50...60 Hz
Nominal current	230.000 mA
Inrush current	16 A
Max. number of luminaires per miniature circuit breaker B16	47
Max. number of luminaires per miniature circuit breaker C10	34
Max. number of luminaires per miniature circuit breaker C16	55
Power factor λ	> 0.90
Total harmonic distortion	< 20 %
Protection class	I
Operating mode	External LED driver

Photometrical data

Luminous flux	3800 lm
Luminous efficacy	105 lm/W
Color temperature	3000 K
Light color (designation)	Warm White
Color rendering index Ra	≥80
Standard deviation of color matching	4 sdc _m
Luminous intensity	-
Low flicker	Yes
Flickering metric (Pst LM)	-
Stroboscope effect metric (SVM)	-
Photobiological safety group acc. to EN62778	RG0
Beam angle	110 °
UGR	< 19



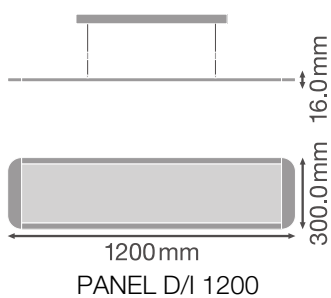
PANEL D I 1200 36W 3000K UGR19



PANEL D I 1200 36W 3000K UGR19

Dimensions & Weight

Length	1200.00 mm
Width	300.00 mm
Height	16.00 mm
Product weight	4325.00 g



Materials & Colors

Product color	White
Housing color	White

RAL Color (most similar)	RAL 9003
Body material	Aluminum
Cover material	Polymethylmethacrylate (PMMA)
Light emitting surface material	Polystyrene
Glow Wire Test according to IEC 60695-2-12	650 °C
Mercury content	0.0 mg

Application & Mounting

Ambient temperature range	-20...+45 °C
Type of connection	Terminal
Type of protection	IP20
Protection class IK (shock resistance)	IK03
Dimmable	No
Mounting type	Suspended
Mounting location	Ceiling
Application environment	Indoor
Mounting length	1175 mm
With light source	Yes
Replaceable light source	No

Lifespan

Lifespan L70/B50 at 25 °C	80000 h ¹⁾
Lifespan L80/B10 at 25 °C	60000 h ¹⁾
Lifespan L80/B50 at 25 °C	60000 h
Lifespan L90/B10 at 25 °C	50000 h
Number of switching cycles	100000

¹⁾ t[h]: L70 / B50 @ 25 °C (Ta), t[h]: L80 / B10 @ 25 °C (Ta), t[h]: L90 / B10 @ 25 °C (Ta)

Control gear

ECG - Output voltage	38 V
Output current	800 mA

Certificates & Standards

Standards	CE / CB / ENEC / TÜV SÜD / EAC
Luminaire with limited surface temperature, "D sign"	No
Ball shot safe	No

Replaceable light source (EPREL)

Not replaceable












EQUIPMENT / ACCESSORIES



- Suspension kit included


Safety advice

- All electrical connections must be made by a qualified person.
- Caution, risk of electric shock.
- The luminaires are not suitable for covering with thermally insulated material.
- Product in protection class I. All electrically conductive, metallic housing parts that can absorb voltage during operation or during maintenance in the event of a fault must be continuously connected to the protective earthing conductor.

DOWNLOAD DATA

Documents and certificates		Document name
	User instruction / safety instructions	PANEL DIRECT INDIRECT 1200 UGR 19
	Legal information	LSI PANEL D I
	Legal information	Informationstext 18 Abs 4 ElektroG
	Declarations of conformity	PANEL D/I
Photometric and lighting design files		Document name
	IES file (IES)	PANEL D I 1200 36W 3000K UGR19
	LDT file (Eulumdat)	PANEL D I 1200 36W 3000K UGR19
	ULD file (DIALux)	PANEL D-I 1200 36W-3000K
	ROLF file (RELUX)	PANEL D-I 1200 36W-3000K
	UGR file (UGR table)	PANEL D I 1200 36W 3000K UGR19
	Light distribution curve type cone	PANEL D I 1200 36W 3000K UGR19
	Light distribution curve type polar	PANEL D I 1200 36W 3000K UGR19

CAD/BIM files		Document name
	BIM Revit 3D	Panel Direct Indirect
	CAD STEP 3D	PL D I

Tender texts		Document name
	Tender documents	PANEL DIRECTINDIRECT 1200 UGR 19 36 W 3000 K UGR19-EN

LOGISTICAL DATA

Product code	Packaging unit (Pieces/Unit)	Dimensions (length x width x height)	Gross weight	Volume
4058075144606	Folding box 1	75 mm x 1,265 mm x 455 mm	5030.00 g	43.17 dm ³
4058075144613	Shipping box 2	1,280 mm x 155 mm x 465 mm	12830.00 g	92.26 dm ³

The mentioned product code describes the smallest quantity unit which can be ordered. One shipping unit can contain one or more single products. When placing an order, for the quantity please enter single or multiples of a shipping unit.

References / Links

– For Guarantee see www.ledvance.com/guarantee

DISCLAIMER

Subject to change without notice. Errors and omission excepted. Always make sure to use the most recent release.