

PRODUCT DATASHEET

QTi DALI-T/E 1x18...57 DIM

QUICKTRONIC® INTELLIGENT DALI DIM CFL | ECG dimmable DALI for CFL



Areas of application

- Suitable for use in emergency lighting systems as per EN 50172/DIN VDE 0108-100
- Installation in emergency lighting systems according to IEC 61347-2-3, appendix J
- Open-plan offices, corridors and storage rooms
- Public buildings
- Suitable for luminaires of protection class I

Product benefits

- System+ Guarantee available
- Easy integration in luminaire thanks to same dimensions like DALI GI ECG

DALI product features

- Control via the DALI interface
- Compliance with the DALI Version-1 and IEC 60929
- Control input protected against overvoltage and polarity reversal (OSRAM ECG)

Touch DIM and Touch DIM Sensor function

- Manual dimming without controller and with standard switches
- Including memory function (double click) and soft start

Product features

- Corridor function for direct connection of ECG to common motion sensor

- Corridor function with pre-programmed light program
- Touch DIM function for free parameterization of light value and turn on time
- Fit for SMART GRID for feedback of consumed mains power and lamp operating hours
- Fit for emergency function for automatic detection of emergency lighting by ECG
- Very low standby power consumption: < 0.2 W (A1 BAT)
- Lifetime: > 100,000 h (for T = 65 °C at T₀)
- Very high number of switching cycles: up to 300,000
- Dimming range: 1...100 % (3...100 % with compact fluorescent lamp)
- POWER2LAMP function for optimal matching of ECG power to lamp during lamp lifetime
- Line frequency: 0 Hz, 50...60 Hz, rectified AC

TECHNICAL DATA

Electrical data

Nominal wattage	61.00 W
Nominal voltage	220...240 V
Nominal output voltage	430 V
Input voltage DC	154...276 V
Type of current	AC/DC
Inrush current	28 A
Mains frequency	50/60 Hz
Max. ECG no. on circuit breaker 10 A (B)	12 ¹⁾
Max. ECG no. on circuit breaker 16 A (B)	19 ¹⁾
Operating frequency	42...130 kHz
Power loss in stand-by mode	0.2

¹⁾ Type B

Light technical data

Starting time	0.6 s
---------------	-------

Dimensions & Weight

Length	123.00 mm
Mounting hole spacing, length	129,5 mm
Width	79.00 mm
Height	33.00 mm
Cable cross-section, input side	0.5...1.5 mm ²
Wire preparation length, input side	8,5...9,5 mm ¹⁾
Wire preparation length, output side	8,5...9,5 mm ¹⁾
Product weight	227.00 g

¹⁾ Wire cross-section for push-in contacts: 0.5...1.5 mm²

Colors & materials

Casing material	Metal
Body material	Metal

Temperatures & operating conditions

Ambient temperature range	+10...+50 °C
---------------------------	--------------

Maximum temperature at tc test point	75 °C ¹⁾
Max.housing temperature in case of fault	110 °C
Permitted rel. humidity during operation	5...85 % ²⁾

¹⁾ In case of significant exceeding of max. Tc-point temperature lamp power will be reduced to guarantee ECG lifetime

²⁾ Maximum 56 days/year at 85 %

Lifespan

ECG lifetime	100000 h ¹⁾
--------------	------------------------

¹⁾ At T_{case} = 65°C at T_c point / 10% failure rate

Additional product data

Product remark	Optional cable clamp, see chapter ECG mountings - cable clamp
----------------	---

Capabilities

Dimmable	Yes
Dimming interface	DALI / Touch DIM / Touch DIM Sensor
Dimming range	3...100 % ¹⁾
Overheating protection	Yes
Max. cable length to lamp/LED module	0,5 m
Suitable for fixtures with prot. class	I
End of lamp life safety shutdown	EOL T.2

¹⁾ Luminous flux















Certificates & Standards

Approval marks – approval	VDE / VDE-EMC / EL / EAC / RCM / CCC
Standards	Acc. to EN 61347-2-3 / Acc. to EN 60929 / Acc. to EN 55015:2006 + A1:2007 / Acc. to EN 61000-3-2 / Acc. to EN 61547 / Acc. to IEC 62386-101:Ed1 / Acc. to IEC 62386-102:Ed1
Protection class	I
Type of protection	IP20
Energy efficiency class	A1
EEI – Energy Label	A1 BAT

LOGISTICAL DATA

Temperature range at storage	-40...+85 °C
------------------------------	--------------

DOWNLOAD DATA

Documents and certificates		Document name
	User instruction / safety instructions	493509_Technical application guide QUICKTRONIC Intelligent DALI DIM (GB)
	User instruction / safety instructions	596666_EAC QTİ DALI T/E DIM
	Declarations of conformity	334767_Declaration of conformity
	Certificates	335160_Manufacturer's declaration – Lamp T5 FC / QTİ-T/E DALI...DIM ECG combinations
	Certificates	335135_Manufacturer's declaration – Burning-in of fluorescent lamps
	Certificates	504208_VDE-EMC-CERTIFICATE QTİ DALI DIM
	Certificates	335125_ENEC/VDE-Marks approval
	Certificates	335169_Manufacturer's declaration – Lamp/ECG combinations: Frequent switching
	Certificates	335153_Manufacturer's declaration – Low stand-by
	Certificates	335097_INOTEC
	Certificates	335154_Manufacturer's declaration – EN 55015:2006+A1:2007 (300 MHz)
	Certificates	334953_EMC-Marks approval
	Certificates	335190_Manufacturer's declaration –Additional hints
CAD/BIM files		Document name
	CAD data 3D PDF	321619_QTİ DALI-T/E 1x18-57 DIM

LOGISTICAL DATA

Product code	Packaging unit (Pieces/Unit)	Dimensions (length x width x height)	Gross weight	Volume
4008321060808	Unpacked 1		227.00 g	

Product code	Packaging unit (Pieces/Unit)	Dimensions (length x width x height)	Gross weight	Volume
4008321060815	Shipping box 20	428 mm x 78 mm x 257 mm	4779.00 g	8.58 dm ³

The mentioned product code describes the smallest quantity unit which can be ordered. One shipping unit can contain one or more single products. When placing an order, for the quantity please enter single or multiples of a shipping unit.

References / Links

– For more information on the system guarantee and the terms and conditions of the guarantee visit www.ledvance.com/system-guarantee

DISCLAIMER

Subject to change without notice. Errors and omission excepted. Always make sure to use the most recent release.