


PRODUCT DATASHEET

QTi DALI 1X28/54 DIM

QUICKTRONIC® INTELLIGENT DALI DIM T5 | ECG dimmable DALI for FL 16 mm



Areas of application

- Suitable for use in emergency lighting systems as per EN 50172/DIN VDE 0108-100
- Installation in emergency lighting systems according to IEC 61347-2-3, appendix J
- Industry
- Open-plan offices, corridors and storage rooms
- Public buildings
- Sports halls and factories
- Strip lighting
- Shop lighting
- Suitable for luminaires of protection class I

Product benefits

- System+ Guarantee available
- Easy integration in luminaire thanks to same dimensions like DALI GI ECG
- TouchDIM function for easy and inexpensive dimming of several ECGs
- Same luminous flux with direct and alternating current
- Dimming of amalgam lamps without flickering or reduced lifespan
- Automatic restart after lamp replacement

DALI product features

- Control via the DALI interface
- Compliance with the DALI Version-1 and IEC 60929
- Control input protected against overvoltage and polarity reversal (OSRAM ECG)

Touch DIM and Touch DIM Sensor function

- Manual dimming without controller and with standard switches
- Including memory function (double click) and soft start

Product features

- Corridor function for direct connection of ECG to common motion sensor
- Corridor function with pre-programmed light program
- Touch DIM function for free parameterization of light value and turn on time
- Fit for SMART GRID for feedback of consumed mains power and lamp operating hours
- Fit for emergency function for automatic detection of emergency lighting by ECG
- Very low standby power consumption: < 0.5 W
- Lifetime: > 100,000 h (for T = 65 °C at T₀)
- Very high number of switching cycles: up to 300,000
- Dimming range: 1...100 % (3...100 % with compact fluorescent lamp)
- POWER2LAMP function for optimal matching of ECG power to lamp during lamp lifetime
- Line frequency: 0 Hz, 50...60 Hz, rectified AC

TECHNICAL DATA

Electrical data

| | |
|--|------------------|
| Nominal wattage | 59.00 W |
| Nominal voltage | 220...240 V |
| Input voltage AC | 198...264 V |
| Input voltage DC | 154...276 V |
| Type of current | AC/DC |
| Inrush current | 24 A |
| Mains frequency | 50/60 Hz |
| Max. ECG no. on circuit breaker 10 A (B) | 17 ¹⁾ |
| Max. ECG no. on circuit breaker 16 A (B) | 28 ¹⁾ |
| Operating frequency | 44...120 kHz |
| Power loss in stand-by mode | 0.2 W |

¹⁾ Type B

Light technical data

| | |
|---------------|-------|
| Starting time | 0.6 s |
|---------------|-------|

Dimensions & Weight

| | |
|--------------------------------------|---|
| Length | 360.00 mm |
| Mounting hole spacing, length | 350,0 mm |
| Width | 30.00 mm |
| Height | 21.00 mm |
| Cable cross-section, input side | 0.5...1.5 mm ² / 0,5...1,0 mm ² ¹⁾ |
| Cable cross-section, output side | 0.5...1.5 mm ² / 0,5...1,0 mm ² ¹⁾ |
| Wire preparation length, input side | 8.0...9.0 mm ²⁾ |
| Wire preparation length, output side | 8.0...9.0 mm ²⁾ |
| Product weight | 270.00 g |

¹⁾ Solid leads / Flexible

²⁾ Combi wiring

Colors & materials

| | |
|-----------------|-------|
| Casing material | Metal |
| Body material | Metal |

Temperatures & operating conditions

| | |
|--|------------------------|
| Ambient temperature range | +10...+50 °C |
| Maximum temperature at tc test point | 70 °C |
| Max.housing temperature in case of fault | 110 °C |
| Permitted rel. humidity during operation | 5...85 % ¹⁾ |

¹⁾ Maximum 56 days/year at 85 %

Lifespan

| | |
|--------------|------------------------|
| ECG lifetime | 100000 h ¹⁾ |
|--------------|------------------------|

¹⁾ At T_{case} = 65°C at T_c point / 10% failure rate

Capabilities

| | |
|--|---|
| Dimmable | Yes |
| Dimming interface | DALI / Touch DIM / Touch DIM Sensor |
| Dimming range | 1...100 % ¹⁾ |
| Overheating protection | Power reduction and switch off at T > 75 °C at the tc point |
| Overload protection | Yes |
| Max. cable length to lamp/LED module | 1.0 m / 1.5 m |
| Suitable for fixtures with prot. class | I |
| End of lamp life safety shutdown | EOL T.2 |

¹⁾ Luminous flux

Certificates & Standards

| | |
|---------------------------|--|
| Approval marks – approval | VDE / VDE-EMC / EL / EAC / RCM / CCC |
| Standards | Acc. to EN 55015; EN 55022 / Acc. to IEC 61000-3-2/EN 61000-3-2 / Acc. to IEC 61347-2-3 / Acc. to EN 60929 / Acc. to EN 55015:2006 + A1:2007 / Acc. to EN 61000-3-2 / Acc. to EN 61547 / Acc. to IEC 62386-102:Ed1 / Acc. to IEC 62386-101:Ed1 |
| Protection class | I |
| Type of protection | IP20 |
| Energy efficiency class | A1 |
| EEL – Energy Label | A1 BAT |

LOGISTICAL DATA














| | |
|------------------------------|--------------|
| Temperature range at storage | -40...+85 °C |
|------------------------------|--------------|

Energy labelling regulation data acc EU 2019/2015

Networked standby power for CLS

< 0.25 W

DOWNLOAD DATA

| Documents and certificates | | Document name |
|--|--|---|
|  | User instruction / safety instructions | 493509_Technical application guide QUICKTRONIC Intelligent DALI DIM (GB) |
|  | User instruction / safety instructions | 334142_Technical guide - ECGs for T5-lamps |
|  | User instruction / safety instructions | 592411_EAC QTl T5 DALI DIM |
|  | Declarations of conformity | 334957_Declaration of conformity |
|  | Certificates | 335135_Manufacturer's declaration – Burning-in of fluorescent lamps |
|  | Certificates | 504208_VDE-EMC-CERTIFICATE QTl DALI DIM |
|  | Certificates | 335125_ENEC/VDE-Marks approval |
|  | Certificates | 335153_Manufacturer's declaration – Low stand-by |
|  | Certificates | 335097_INOTEC |
|  | Certificates | 335169_Manufacturer's declaration – Lamp/ECG combinations: Frequent switching |
|  | Certificates | 554891_EAC PT family |
|  | Certificates | 335154_Manufacturer's declaration – EN 55015:2006+A1:2007 (300 MHz) |
| CAD/BIM files | | Document name |
|  | CAD data 3D PDF | 313406_360x30x21 1881281 |

LOGISTICAL DATA

| Product code | Packaging unit (Pieces/Unit) | Dimensions (length x width x height) | Gross weight | Volume |
|---------------|------------------------------|--------------------------------------|--------------|--------|
| 4050300870809 | Unpacked 1 | | 270.00 g | |

| Product code | Packaging unit (Pieces/Unit) | Dimensions (length x width x height) | Gross weight | Volume |
|---------------|------------------------------|--------------------------------------|--------------|----------------------|
| 4050300870816 | Shipping box 20 | 392 mm x 98 mm x 165 mm | 5579.99 g | 6.34 dm ³ |

The mentioned product code describes the smallest quantity unit which can be ordered. One shipping unit can contain one or more single products. When placing an order, for the quantity please enter single or multiples of a shipping unit.

References / Links

– For more information on the system guarantee and the terms and conditions of the guarantee visit www.ledvance.com/system-guarantee

DISCLAIMER

Subject to change without notice. Errors and omission excepted. Always make sure to use the most recent release.