

PRODUCT DATASHEET

L 58 W/840

LUMILUX® T8 | Tubular fluorescent lamps 26 mm, with G13 bases



Areas of application

- Public buildings
- Office lighting
- Industry
- Shops
- Supermarkets and department stores
- Street lighting
- Outdoor applications only in suitable luminaires

Product benefits

- Proven lamp technology

Product features

- Very good lumen maintenance: 90 % throughout the service lifetime of the lamp
- Good color rendering index
- Dimmable



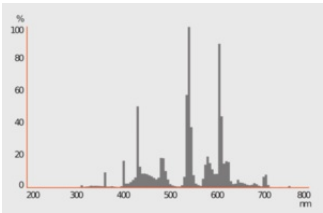
TECHNICAL DATA

Electrical data

Nominal wattage	58 W
Construction wattage	61.80 W
Nominal voltage	110 V
Nominal current	670 mA

Photometrical data

Luminous flux	5200 lm
Luminous efficacy	84 lm/W
Light color (designation)	LUMILUX Cool White
Color temperature	4000 K
Color rendering index Ra	≥80
Light color	840
Rated LLMF at 2,000 h	0.96
Rated LLMF at 4,000 h	0.94
Rated LLMF at 6,000 h	0.93
Rated LLMF at 8,000 h	0.91
Rated LLMF at 12,000 h	0.91
Rated LLMF at 16,000 h	0.90
Rated LLMF at 20,000 h	0.89



349615_FL_840

Dimensions & Weight

Overall length	1514.20 mm
Length with base excl. base pins/connection	1500 mm
Diameter	25.50 mm
Tube diameter	26 mm

Product weight	190.00 g
----------------	----------

Lifespan

Service life	18000 h ¹⁾
Rated lamp survival factor at 2,000 h	0.99
Rated lamp survival factor at 4,000 h	0.99
Rated lamp survival factor at 6,000 h	0.99
Rated lamp survival factor at 8,000 h	0.99
Rated lamp survival factor at 12,000 h	0.99
Rated lamp survival factor at 16,000	0.99
Rated lamp survival factor at 20,000 h	0.50
Lifespan B50	20000 h

1) With preheat ECG

Additional product data

Base (standard designation)	G13
Mercury content	3.0 mg

Capabilities

Dimmable	Yes
----------	-----

Certificates & Standards

Energy efficiency class	G
Energy consumption	62.00 kWh/1000h

Country-specific categorizations

ILCOS	FD-58/840-E-G13-26/1500
Order reference	L 58W/840

Energy labelling regulation data acc EU 2019/2015





Lighting technology used	OTHER_FL
Non-directional or directional	NDLS
Mains or non-mains	NMLS
Light source cap-type (or other electric interface)	G13
Connected light source (CLS)	No
Color-tuneable light source	No

Envelope	No
High luminance light source	No
Anti-glare shield	No
Correlated colour temperature type	SINGLE_VALUE
Claim of equivalent power	No
Length	1514.20 mm
Height	25.50 mm
Width	25.50 mm
Chromaticity coordinate x	0,380
Chromaticity coordinate y	0,380
Beam angle correspondence	SPHERE_360
EPREL ID	546346,546349,1282758

Safety advice

– In case of lamp breakage: www.ledvance.com/brokenlamp

DOWNLOAD DATA

Documents and certificates		Document name
	Declarations of conformity	L 18W, 36W, 58W
	Declarations of conformity	EC Declaration of Conformity - 2021 9C1-4071456-EN-01 - T8
	Certificates	335187_Manufacturer's declaration Lamps LUMILUX L58 W with QTP5 2x54
Photometric and lighting design files		Document name
	Spectral power distribution	349615_FL_840

LOGISTICAL DATA

Product code	Packaging unit (Pieces/Unit)	Dimensions (length x width x height)	Gross weight	Volume
4050300517957	Sleeve 1	1,515 mm x 28 mm x 27 mm	242.00 g	1.15 dm ³
4052899307001	Sleeve 1	1,515 mm x 29 mm x 29 mm	235.00 g	1.27 dm ³

Product code	Packaging unit (Pieces/Unit)	Dimensions (length x width x height)	Gross weight	Volume
4050300517964	Shipping box 25	1,532 mm x 150 mm x 145 mm	6520.00 g	33.32 dm ³
4052899307018	Shipping box 10	1,542 mm x 145 mm x 62 mm	2570.00 g	13.86 dm ³

The mentioned product code describes the smallest quantity unit which can be ordered. One shipping unit can contain one or more single products. When placing an order, for the quantity please enter single or multiples of a shipping unit.

DISCLAIMER

Subject to change without notice. Errors and omission excepted. Always make sure to use the most recent release.