

PRODUCT DATASHEET

LED PIN 28 320° 2.2W 827 Clear G4

LED PIN 12 V | Low-voltage 12 V LED lamps with retrofit pin base



Areas of application

- Decorative applications
- Atmospheric accent lighting throughout the home
- Outdoor use in suitable outdoor luminaires only

Product benefits

- Variable use at Direct Current and Alternating Current
- Good all-around light emission
- Ideal for decorative and free-burning applications
- Long lifetime of up to 15,000 h
- Three year guarantee
- Lower energy consumption than incandescent or halogen lamps

Product features

- Compatible with many common conventional and electronic control gears (see also compatibility list)
- LED alternative to low voltage halogen lamps
- Base: G4, GY6.35



TECHNICAL DATA**Electrical data**

Nominal wattage	2.2 W
Construction wattage	2.20 W
Nominal voltage	12 V
Operating mode	12V AC/DC ¹⁾
Claimed equiv. conventional lamp power	28 W
Nominal current	280 mA
Type of current	AC/DC
Inrush current	17.7 A
Max. lamp number on MCB B10 A	33
Max. lamp number on MCB B16 A	42
Total harmonic distortion	< 120 %
Power factor λ	> 0.50

¹⁾ Check ECG compatibility at [ledvance.com/compatibility](https://www.ledvance.com/compatibility)

Photometrical data

Luminous flux	300 lm
Nominal useful luminous flux 90°	300 lm
Luminous efficacy	136 lm/W
Lumen main.fact.at end of nom.life time	0.93
Light color (designation)	Warm White
Color temperature	2700 K
Color rendering index Ra	80
Light color	827
Standard deviation of color matching	≤6 sdc _m
Flickering metric (Pst LM)	1.0
Stroboscope effect metric (SVM)	0.4



EPREL data spectral diagram PROF
LEDr 2700K

Light technical data

Beam angle	320 °
Warm-up time (60 %)	< 0.50 s
Starting time	< 0.5 s

Dimensions & Weight



Overall length	36.00 mm
Diameter	14.00 mm
Maximum diameter	14 mm
Product weight	4.5 g

Temperatures & operating conditions

Ambient temperature range	-20...+40 °C
Maximum temperature at tc test point	77.6 °C

Lifespan

Lifespan L70/B50 at 25 °C	15000 h
Number of switching cycles	100000
Lumen maintenance at end of service lifetime	0.93

Additional product data

Base (standard designation)	G4
Mercury content	0.0 mg

Mercury-free	Yes
Design / version	Clear
Product remark	All technical parameters apply to the entire lamp / Due to the complex production process for light-emitting diodes, the typical values shown for the technical LED parameters are purely statistical values that do not necessarily match the actual technical parameters of each individual product, which can vary from the typical value

Capabilities

Dimmable	No
----------	----

Certificates & Standards

Energy efficiency class	E ¹⁾
Energy consumption	3.00 kWh/1000h
Type of protection	IP20
Standards	CE / EAC / UKCA
Photobiological safety group acc. to EN62778	RG1

¹⁾ Energy efficiency class (EEC) on a scale of A (highest efficiency) to G (lowest efficiency)

Country-specific categorizations

Order reference	LEDPIN28 CL 2,2
-----------------	-----------------

LOGISTICAL DATA

Temperature range at storage	-20...+80 °C
------------------------------	--------------

Energy labelling regulation data acc EU 2019/2015






Lighting technology used	LED
Non-directional or directional	NDLS
Mains or non-mains	NMLS
Light source cap-type (or other electric interface)	G4
Connected light source (CLS)	No
Color-tuneable light source	No
Envelope	No
High luminance light source	No
Anti-glare shield	No
Correlated colour temperature type	SINGLE_VALUE
Standby power	0 W
Claim of equivalent power	Yes

Length	36.00 mm
Height	14.00 mm
Width	14.00 mm
Chromaticity coordinate x	0.458
Chromaticity coordinate y	0.410
R9 Colour rendering index	1
Beam angle correspondence	SPHERE_360
Survival factor	0.9
Displacement factor	0.5
LED light source replaces a fluorescent light source	No
EPREL ID	1403249,522879,1368315,1856530,2365050
Model number	AC32137,AC45791,AC24748,AC58933,AC58933,AC84136

Safety advice

- Do not touch the lamp if broken.
- Must not be used if outer bulb is defective.
- To ensure full light efficiency and product lifetime, it is recommended to detach any glass or cover of the luminaire.

DOWNLOAD DATA

Documents and certificates		Document name
	Declarations of conformity	LED SPECIAL PIN28
	Declarations of conformity	LED PIN G4 GY6.35
	Declarations of conformity UKCA	LED SPECIAL PIN28
	Declarations of conformity UKCA	LED PIN G4 GY6.35
Photometric and lighting design files		Document name
	Spectral power distribution	EPREL data spectral diagram PROF LEDr 2700K

LOGISTICAL DATA

Product code	Packaging unit (Pieces/Unit)	Dimensions (length x width x height)	Gross weight	Volume
4058075431997	Folding box 1	20 mm x 49 mm x 95 mm	11.50 g	0.09 dm ³
4058075622654	Shipping box 6	109 mm x 79 mm x 104 mm	90.00 g	0.90 dm ³
4058075432017	Shipping box 80	256 mm x 236 mm x 237 mm	1580.00 g	14.32 dm ³
4058075622661	Shipping box 48	236 mm x 176 mm x 237 mm	1130.00 g	9.84 dm ³

The mentioned product code describes the smallest quantity unit which can be ordered. One shipping unit can contain one or more single products. When placing an order, for the quantity please enter single or multiples of a shipping unit.

References / Links

- For Guarantee see www.osram-lamps.com/guarantee
- For further products and actual information concerning LED lamps see www.osram-lamps.com/led-lamps

DISCLAIMER

Subject to change without notice. Errors and omission excepted. Always make sure to use the most recent release.