


## PRODUCT DATASHEET

# LED Line 57 140° 284mm 7W 827 Frosted S15s

LED LINE S15 / S19 | Special LED lamps with S15 and S19 base



### Areas of application

- Domestic applications
- Outdoor use in suitable outdoor luminaires only

### Product benefits

- Long life
- Lower energy consumption than incandescent or halogen lamps
- No UV and near-IR radiation in the light beam
- Three year guarantee

### Product features

- LED alternative to conventional lamps
- Mercury-free lamps



## TECHNICAL DATA

## Electrical data

Nominal wattage	7 W
Construction wattage	7.00 W
Nominal voltage	220...240 V
Operating mode	AC Mains
Claimed equiv. conventional lamp power	57 W
Nominal current	53 mA
Type of current	AC
Inrush current	4.22 A
Operating frequency	50/60 Hz
Mains frequency	50/60 Hz
Max. lamp number on MCB B10 A	197
Max. lamp number on MCB B16 A	316
Total harmonic distortion	120 %
Power factor $\lambda$	> 0.50

## Photometrical data

Luminous flux	750 lm
Nominal useful luminous flux 90°	750 lm
Luminous efficacy	107 lm/W
Lumen main.fact.at end of nom.life time	0.70
Light color (designation)	Warm White
Color temperature	2700 K
Color rendering index Ra	> 80
Light color	827
Standard deviation of color matching	≤6 sdcn
Rated LLMF at 6,000 h	0.80
Flickering metric (Pst LM)	<1
Stroboscope effect metric (SVM)	0.4



349927\_2700K\_Evl\_5630.eps

Light technical data

Beam angle	140 °
Warm-up time (60 %)	< 0.50 s
Starting time	< 0.5 s

Dimensions & Weight



Overall length	284.00 mm
Diameter	26.00 mm

Maximum diameter	26 mm
Product weight	41.2 g

Temperatures & operating conditions

Ambient temperature range	-20...+40 °C
Maximum temperature at tc test point	80 °C

Lifespan

Lifespan L70/B50 at 25 °C	15000 h
Number of switching cycles	100000
Lumen maintenance at end of service lifetime	0.70
Rated lamp survival factor at 6,000 h	≥ 0.90

Additional product data

Base (standard designation)	S15s
Mercury content	0.0 mg
Mercury-free	Yes
Design / version	Frosted
Product remark	All technical parameters apply to the entire lamp / Due to the complex production process for light-emitting diodes, the typical values shown for the technical LED parameters are purely statistical values that do not necessarily match the actual technical parameters of each individual product, which can vary from the typical value

Capabilities

Dimmable	No
----------	----

Certificates & Standards

Energy efficiency class	F 1)
Energy consumption	7.00 kWh/1000h
Type of protection	IP20
Standards	CE / UKCA
Photobiological safety group acc. to EN62778	RG1

1) Energy efficiency class (EEC) on a scale of A (highest efficiency) to G (lowest efficiency)

Country-specific categorizations

Order reference	LINE S15 7W/827
-----------------	-----------------

LOGISTICAL DATA

Temperature range at storage	-20...+80 °C
------------------------------	--------------


### Energy labelling regulation data acc EU 2019/2015

Lighting technology used	LED
Non-directional or directional	NDLS
Mains or non-mains	MLS
Light source cap-type (or other electric interface)	S15s
Connected light source (CLS)	No
Color-tuneable light source	No
Envelope	No
High luminance light source	No
Anti-glare shield	No
Correlated colour temperature type	SINGLE_VALUE
Standby power	0.00 W
Networked standby power for CLS	0 W
Claim of equivalent power	Yes
Length	284.00 mm
Height	26.00 mm
Width	26.00 mm
Chromaticity coordinate x	0,458
Chromaticity coordinate y	0,41
R9 Colour rendering index	1
Beam angle correspondence	SPHERE_360
Survival factor	0,9
Displacement factor	0.5
LED light source replaces a fluorescent light source	No
EPREL ID	1093388
Model number	AC39391


### Safety advice

- Do not touch the lamp if broken.
- Must not be used if outer bulb is defective.

### DOWNLOAD DATA

Documents and certificates		Document name
	Declarations of conformity	LINE S15 LED lamp

---

Photometric and lighting design files		Document name
	Spectral power distribution	349927_2700K_Evl_5630.eps

---

## LOGISTICAL DATA

Product code	Packaging unit (Pieces/Unit)	Dimensions (length x width x height)	Gross weight	Volume
4058075699458	Folding box 1	28 mm x 49 mm x 328 mm	65.20 g	0.45 dm <sup>3</sup>
4058075699465	Shipping box 10	303 mm x 148 mm x 111 mm	769.00 g	4.98 dm <sup>3</sup>

The mentioned product code describes the smallest quantity unit which can be ordered. One shipping unit can contain one or more single products. When placing an order, for the quantity please enter single or multiples of a shipping unit.

## References / Links

- For dimming conformity see [www.ledvance.com/dim](http://www.ledvance.com/dim)
- For Guarantee see [www.ledvance.com/guarantee](http://www.ledvance.com/guarantee)

## DISCLAIMER

Subject to change without notice. Errors and omission excepted. Always make sure to use the most recent release.