

PRODUCT DATASHEET

LED Superstar Classic BA 40 DIM 4W 827 Frosted E14

LED Retrofit CLASSIC BA DIM | Dimmable LED lamps, classic mini-candle shape with curved tip



Areas of application

- Perfect for decorative installations
- Domestic applications
- General illumination
- Outdoor use in suitable outdoor luminaires only

Product benefits

- Lamps with innovative LED "filament" technology
- Lower energy consumption than incandescent or halogen lamps
- Instant 100 % light, no warm-up time
- Can be easily fitted instead of ordinary light bulbs
- Design, dimensions, luminous flux comparable to an incandescent lamp

Product features

- LED lamps for line voltage
- Dimmable (with many common dimmers, see also www.ledvance.com/dim)
- Lifetime up to 15,000 h
- Lamp made of glass
- Good quality of light; color rendering index $R_a \geq 80$; constant chromaticity



TECHNICAL DATA

Electrical data

Nominal wattage	4 W
Construction wattage	4.00 W
Nominal voltage	220...240 V
Operating mode	AC Mains
Claimed equiv. conventional lamp power	40 W
Nominal current	25 mA
Type of current	AC
Inrush current	0.2 A
Operating frequency	50/60 Hz
Mains frequency	50/60 Hz
Max. lamp number on MCB B10 A	320
Max. lamp number on MCB B16 A	512
Power factor λ	≥ 0.40

Photometrical data

Luminous flux	470 lm
Luminous efficacy	117 lm/W
Lumen main.fact.at end of nom.life time	0.93
Light color (designation)	Warm White
Color temperature	2700 K
Color rendering index Ra	80
Light color	827
Standard deviation of color matching	≤ 6 sdc
Rated LLMF at 6,000 h	0.80
Flickering metric (Pst LM)	≤ 1.0
Stroboscope effect metric (SVM)	≤ 0.4

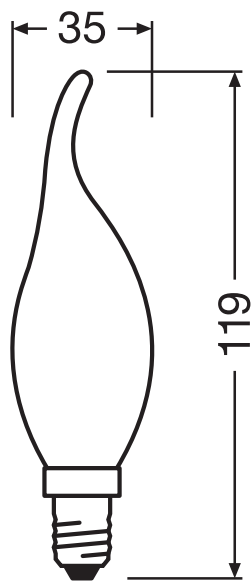


EPREL data spectral diagram PROF
LEDr 2700K

Light technical data

Beam angle	300 °
Warm-up time (60 %)	< 0.50 s
Starting time	< 0.5 s

Dimensions & Weight



Overall length	119.00 mm
Diameter	35.00 mm
Maximum diameter	35 mm
Product weight	14.00 g

Temperatures & operating conditions

Ambient temperature range	-20...+40 °C
Maximum temperature at tc test point	59 °C

Lifespan

Lifespan L70/B50 at 25 °C	15000 h
Number of switching cycles	100000
Lumen maintenance at end of service lifetime	0.93

Rated lamp survival factor at 6,000 h	≥ 0.90
---------------------------------------	--------

Additional product data

Base (standard designation)	E14
Mercury content	0.0 mg
Mercury-free	Yes
Design / version	Frosted
Product remark	All technical parameters apply to the entire lamp / Due to the complex production process for light-emitting diodes, the typical values shown for the technical LED parameters are purely statistical values that do not necessarily match the actual technical parameters of each individual product, which can vary from the typical value

Capabilities

Dimmable	Yes ¹⁾
----------	-------------------

¹⁾ Check dimmer compatibility at [ledvance.com/compatibility](https://www.ledvance.com/compatibility)

Certificates & Standards

Energy efficiency class	E ¹⁾
Energy consumption	4.00 kWh/1000h
Type of protection	IP20
Standards	CE / UKCA
Photobiological safety group acc. to EN62778	RG1

¹⁾ Energy efficiency class (EEC) on a scale of A (highest efficiency) to G (lowest efficiency)

Country-specific categorizations

Order reference	LEDSCSBA40D 4W/
-----------------	-----------------

LOGISTICAL DATA

Temperature range at storage	-20...+80 °C
------------------------------	--------------

Energy labelling regulation data acc EU 2019/2015



Lighting technology used	LED
Non-directional or directional	NDLS
Mains or non-mains	MLS
Light source cap-type (or other electric interface)	E14
Connected light source (CLS)	No
Color-tuneable light source	No


Envelope	No
High luminance light source	No
Anti-glare shield	No
Correlated colour temperature type	SINGLE_VALUE
Claim of equivalent power	Yes
Length	119.00 mm
Height	35.00 mm
Width	35.00 mm
Chromaticity coordinate x	0.463
Chromaticity coordinate y	0.420
R9 Colour rendering index	1
Beam angle correspondence	SPHERE_360
Survival factor	0.90
LED light source replaces a fluorescent light source	No
EPREL ID	523126,1364424
Model number	AC32301,AC44598

Safety advice

- Do not touch the lamp if broken.
- Must not be used if outer bulb is defective.

DOWNLOAD DATA

Documents and certificates		Document name
	Declarations of conformity	LED lamps CLA,B,G,P
	Declarations of conformity	LED CLASSIC MAGNETIC

Photometric and lighting design files		Document name
	Spectral power distribution	EPREL data spectral diagram PROF LEDr 2700K

LOGISTICAL DATA

Product code	Packaging unit (Pieces/Unit)	Dimensions (length x width x height)	Gross weight	Volume
--------------	------------------------------	--------------------------------------	--------------	--------

Product code	Packaging unit (Pieces/Unit)	Dimensions (length x width x height)	Gross weight	Volume
4058075434585	Folding box 1	36 mm x 49 mm x 155 mm	28.00 g	0.27 dm ³
4058075434592	Shipping box 10	201 mm x 111 mm x 131 mm	348.00 g	2.92 dm ³
4058075610651	Shipping box 6	129 mm x 111 mm x 131 mm	225.00 g	1.88 dm ³

The mentioned product code describes the smallest quantity unit which can be ordered. One shipping unit can contain one or more single products. When placing an order, for the quantity please enter single or multiples of a shipping unit.

DISCLAIMER

Subject to change without notice. Errors and omission excepted. Always make sure to use the most recent release.