

PRODUCT DATASHEET

HQL LED HIGHBAY 250 115 ° 95 W/4000 K E40

HQL LED HIGHBAY | LED replacement for HID lamps for high-bay luminaires



Areas of application

- LED alternative for applications requiring a high luminous flux
- Industrial and storage facilities
- Outdoor applications only in suitable luminaires

Product benefits

- Energy savings of up to 65 % when replacing mercury vapor lamps (HQL)
- Effective thermal management for wide operating temperature range
- Low maintenance costs thanks to long lifetime
- Instant 100 % light, no warm-up time

Product features

- Replacement for HQL: Suitable for operation with conventional control gear (CCG) for HQL or 230 V mains
- Replacement for other HID: Suitable for operation with line voltage without control gear
- Power factor: 0.9



- Type of protection: IP40
- High surge protection: up to 4 kV (L-N)

TECHNICAL DATA**Electrical data**

Nominal wattage	95 W
Construction wattage	95.00 W
Nominal voltage	220...240 V
Operating mode	AC, Conventional control gear (CCG)
Claimed equiv. conventional lamp power	250 W
Nominal current	450 mA
Type of current	AC
Inrush current	23 A
Operating frequency	50/60 Hz
Mains frequency	50/60 Hz
Max. lamp number on MCB B10 A	7
Max. lamp number on MCB B10 A - CCG without compensation	7
Max. lamp number on MCB B10 A - CCG with compensation	6
Max. lamp number on MCB B16 A	11
Max. lamp number on MCB B16 A - CCG without compensation	11
Max. lamp number on MCB B16 A - CCG with compensation	10
Total harmonic distortion	< 25 %
Power factor λ	> 0.90

Photometrical data

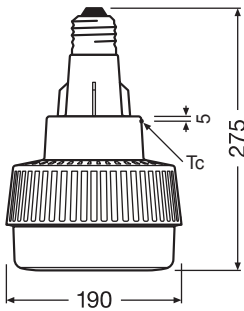
Luminous flux	13000 lm
Nominal useful luminous flux 90°	13000 lm
Luminous efficacy	136 lm/W
Lumen main.fact.at end of nom.life time	0.70
Light color (designation)	Cool White
Color temperature	4000 K
Color rendering index Ra	80
Light color	840
Standard deviation of color matching	≤6 sdc _m
Rated LLMF at 6,000 h	0.80

Light technical data

Beam angle	115 °
------------	-------

Warm-up time (60 %)	◊ 0.50 s
Starting time	< 0.5 s

Dimensions & Weight



Overall length	275.00 mm
Diameter	190 mm
Maximum diameter	190 mm
Product weight	760.00 g

Temperatures & operating conditions

Ambient temperature range	-20...+50 °C
Maximum temperature at tc test point	100 °C

Lifespan

Number of switching cycles	100000
Lumen maintenance at end of service lifetime	0.70
Rated lamp survival factor at 6,000 h	0.90

Additional product data

Base (standard designation)	E40
Mercury content	0.0 mg
Mercury-free	Yes

Capabilities

Dimmable	No
----------	----

Certificates & Standards

Energy efficiency class	D ¹⁾
Energy consumption	95.00 kWh/1000h
Type of protection	IP40
Standards	CE / EAC
Photobiological safety group acc. to EN62778	RG1

¹⁾ Energy efficiency class (EEC) on a scale of A++ (highest efficiency) to E (lowest efficiency)

Country-specific categorizations

Order reference	HQLEDHB13000 95
-----------------	-----------------

Energy labelling regulation data acc EU 2019/2015

Light source cap-type (or other electric interface)	E40
Length	278.00 mm
Height	190 mm
Width	190 mm



EQUIPMENT / ACCESSORIES



- Safety sling for lamp included

Safety advice

- The bulb may be larger and heavier than the replaced bulb. Before installation it must be checked, if the luminaire and especially the holder is capable of carrying the weight of the lamp. Safety sling has to be installed.
- Only suitable for temperatures of up to 50 °C inside of the luminaire.
- Not suitable for operation with ignitors.
- Operation on the capacitor can lead to a reduction of the power factor of the system.
- To ensure full light efficiency and product lifetime, it is recommended to detach any glass or cover of the luminaire.

DOWNLOAD DATA

Documents and certificates		Document name
	User instruction / safety instructions	HQL LED Highbay
Photometric and lighting design files		Document name
	IES file (IES)	IES File HQLEDHB13000 95W840 230V E40

Photometric and lighting design files		Document name
	LDT file (Eulumdat)	LDT File AC26252 HQLLEDHB13000 95W840 230V E40
	Light distribution curve type polar	HQLLEDHB13000 95W840 230V E40 4X1 OSRAM

LOGISTICAL DATA

Product code	Packaging unit (Pieces/Unit)	Dimensions (length x width x height)	Gross weight	Volume
4058075452220	Folding box 1	202 mm x 202 mm x 293 mm	892.00 g	11.96 dm ³
4058075452237	Shipping box 4	420 mm x 420 mm x 315 mm	4035.00 g	55.57 dm ³

The mentioned product code describes the smallest quantity unit which can be ordered. One shipping unit can contain one or more single products. When placing an order, for the quantity please enter single or multiples of a shipping unit.

DISCLAIMER

Subject to change without notice. Errors and omission excepted. Always make sure to use the most recent release.