

PRODUCT DATASHEET

PCLAS 60DS FR 60 FR 9 W/2700 K E27

PARATHOM® DAYLIGHT SENSOR CLASSIC A | Special LED lamps with daylight sensor, classic bulb shape



Areas of application

- Wherever constant lighting is necessary at night
- Outdoor use in suitable outdoor luminaires only

Product benefits

- Short payback period thanks to low energy consumption and maintenance costs
- Energy-saving lighting solution thanks to automatic switch off at daylight
- Safety through automatic switch-on at darkness
- Low energy consumption
- Easy replacement of classic lamps thanks to compact design
- Instant 100 % light, no warm-up time
- Light sensors detect daylight on the basis of the spectral distribution

Product features

- LED alternative to conventional lamps
- Not dimmable
- Good quality of light; color rendering index $R_a \geq 80$; constant chromaticity



TECHNICAL DATA**Electrical data**

| | |
|--|-------------|
| Nominal wattage | 9 W |
| Construction wattage | 9.00 W |
| Nominal voltage | 220...240 V |
| Claimed equiv. conventional lamp power | 60 W |
| Nominal current | 70 mA |
| Type of current | AC |
| Inrush current | 6.6 A |
| Operating frequency | 50...60 Hz |
| Mains frequency | 50...60 Hz |
| Max. lamp number on MCB B10 A | 30 |
| Max. lamp number on MCB B16 A | 45 |
| Power factor λ | > 0.50 |

Photometrical data

| | |
|---|------------|
| Luminous flux | 806 lm |
| Nominal useful luminous flux 90° | 806 lm |
| Luminous efficacy | 89 lm/W |
| Lumen main.fact.at end of nom.life time | 0.70 |
| Light color (designation) | Warm White |
| Color temperature | 2700 K |
| Color rendering index Ra | ≥80 |
| Light color | 827 |
| Standard deviation of color matching | ≤6 sdcn |
| Rated LLMF at 6,000 h | 0.80 |

Light technical data

| | |
|---------------------|----------|
| Beam angle | 240 ° |
| Warm-up time (60 %) | < 0.50 s |
| Starting time | < 0.5 s |

Dimensions & Weight

| | |
|------------------|-----------|
| Overall length | 112.00 mm |
| Diameter | 60.00 mm |
| Maximum diameter | 62 mm |

| | |
|----------------|---------|
| Product weight | 34.00 g |
|----------------|---------|

Temperatures & operating conditions

| | |
|--------------------------------------|--------------|
| Ambient temperature range | -20...+40 °C |
| Maximum temperature at tc test point | 96 °C |

Lifespan

| | |
|--|--------|
| Number of switching cycles | 100000 |
| Lumen maintenance at end of service lifetime | 0.70 |
| Rated lamp survival factor at 6,000 h | ≥ 0.90 |

Additional product data

| | |
|-----------------------------|--|
| Base (standard designation) | E27 |
| Mercury content | 0.0 mg |
| Mercury-free | Yes |
| Design / version | Frosted |
| Product remark | All technical parameters apply to the entire lamp / Due to the complex production process for light-emitting diodes, the typical values shown for the technical LED parameters are purely statistical values that do not necessarily match the actual technical parameters of each individual product, which can vary from the typical value |

Capabilities

| | |
|----------|----|
| Dimmable | No |
|----------|----|

Certificates & Standards

| | |
|--|----------------|
| Energy efficiency class | F 1) |
| Energy consumption | 9.00 kWh/1000h |
| Type of protection | IP20 |
| Standards | CE |
| Photobiological safety group acc. to EN62778 | RG0 |

1) Energy efficiency class (EEC) on a scale of A++ (highest efficiency) to E (lowest efficiency)

Country-specific categorizations





| | |
|-----------------|-------------------------------|
| ILCOS | DRAA/F-9,5/827-220-240-E27-60 |
| Order reference | LEDPCLA60DS 9W/ |

Energy labelling regulation data acc EU 2019/2015

| | |
|---|-----|
| Light source cap-type (or other electric interface) | E27 |
|---|-----|

| | |
|------------------------------------|--------------|
| Correlated colour temperature type | SINGLE_VALUE |
| Length | 112.00 mm |
| Height | 60.00 mm |
| Width | 60.00 mm |
| EPREL ID | 1402990 |
| Model number | AC17519 |

DOWNLOAD DATA

| Photometric and lighting design files | | Document name |
|--|-------------------------------------|---|
|  | IES file (IES) | AC08373_CLA60DS 8,5W 230V FR E27 |
|  | LDT file (Eulumdat) | AC08373_CLA60DS 8,5W 230V FR E27 |
|  | Light distribution curve type polar | LEDPCA60DS 8,5W 827 230VFR E27 FS1OSRAM |
|  | Light distribution curve type polar | LEDPCA60DS 8,5W 827 230VFR E27 FS1OSRAM |

LOGISTICAL DATA

| Product code | Packaging unit (Pieces/Unit) | Dimensions (length x width x height) | Gross weight | Volume |
|---------------|------------------------------|--------------------------------------|--------------|----------------------|
| 4058075303485 | Folding box 1 | 63 mm x 63 mm x 127 mm | 55.00 g | 0.50 dm ³ |
| 4058075303492 | Shipping box 10 | 327 mm x 136 mm x 141 mm | 648.00 g | 6.27 dm ³ |

The mentioned product code describes the smallest quantity unit which can be ordered. One shipping unit can contain one or more single products. When placing an order, for the quantity please enter single or multiples of a shipping unit.

DISCLAIMER

Subject to change without notice. Errors and omission excepted. Always make sure to use the most recent release.