

## PRODUCT DATASHEET

### P CLAS B 40 5 W/2700 K B22d

PARATHOM® CLASSIC B | LED lamps, classic mini-candle shape



#### Areas of application

- Domestic applications
- General illumination
- Chandeliers
- Outdoor use in outdoor luminaires only (minimum IP65)

#### Product benefits

- Low energy consumption
- Easy replacement of classic lamps thanks to compact design
- Instant 100 % light, no warm-up time

#### Product features

- Professional LED lamps for line voltage
- Not dimmable
- Lifetime up to 15,000 h
- Good quality of light; color rendering index  $R_a \geq 80$ ; constant chromaticity



## TECHNICAL DATA

### Electrical data

Nominal wattage	5 W
Construction wattage	5.00 W
Nominal voltage	220...240 V
Claimed equiv. conventional lamp power	40 W
Nominal current	40 mA
Type of current	AC
Operating frequency	50...60 Hz
Mains frequency	50...60 Hz
Power factor $\lambda$	> 0.50

### Photometrical data

Luminous flux	470 lm
Nominal useful luminous flux 90°	470 lm
Luminous efficacy	94 lm/W
Lumen main.fact.at end of nom.life time	0.70
Light color (designation)	Warm White
Color temperature	2700 K
Color rendering index Ra	≥80
Light color	827
Standard deviation of color matching	≤6 sdcn

### Light technical data

Beam angle	200 °
Warm-up time (60 %)	< 0.50 s
Starting time	< 0.5 s

### Dimensions & Weight

Overall length	106.00 mm
Diameter	37.00 mm
Maximum diameter	37 mm
Product weight	29.00 g

### Temperatures & operating conditions

Ambient temperature range	-20...+40 °C
---------------------------	--------------

## Lifespan

Number of switching cycles	100000
Lumen maintenance at end of service lifetime	0.70
Rated lamp survival factor at 6,000 h	≥ 0.90

## Additional product data

Base (standard designation)	B22d
Mercury content	0.0 mg
Mercury-free	Yes
Design / version	Frosted
Product remark	All technical parameters apply to the entire lamp / Due to the complex production process for light-emitting diodes, the typical values shown for the technical LED parameters are purely statistical values that do not necessarily match the actual technical parameters of each individual product, which can vary from the typical value / In development, data preliminary

## Capabilities

Dimmable	No
----------	----

## Certificates &amp; Standards

Energy efficiency class	F <sup>1)</sup>
Energy consumption	5.00 kWh/1000h
Type of protection	IP20
Standards	CE

1) Energy efficiency class (EEC) on a scale of A++ (highest efficiency) to E (lowest efficiency)





## Country-specific categorizations

Order reference	LEDPCLB40 5W/82
-----------------	-----------------

## Energy labelling regulation data acc EU 2019/2015

Light source cap-type (or other electric interface)	B22d
Length	106.00 mm
Height	37.00 mm
Width	37.00 mm

## DOWNLOAD DATA

Photometric and lighting design files		Document name
	IES file (IES)	AC08382_CLB40 5W 220-240 FR B22D
	LDT file (Eulumdat)	AC08382_CLB40 5W 220-240 FR B22D
	UGR file (UGR table)	LEDPCLB40 5W 827 230VFR B22D FS1 OSRAM
	Light distribution curve type polar	LEDPCLB40 5W 827 230VFR B22D FS1 OSRAM

## LOGISTICAL DATA

Product code	Packaging unit (Pieces/Unit)	Dimensions (length x width x height)	Gross weight	Volume
4058075061613	Folding box 1	39 mm x 39 mm x 109 mm	44.50 g	0.17 dm <sup>3</sup>
4058075061620	Shipping box 10	205 mm x 87 mm x 123 mm	436.00 g	2.19 dm <sup>3</sup>

The mentioned product code describes the smallest quantity unit which can be ordered. One shipping unit can contain one or more single products. When placing an order, for the quantity please enter single or multiples of a shipping unit.

## References / Links

- For further products and actual information concerning LED lamps see [www.ledvance.com/ledlamps](http://www.ledvance.com/ledlamps)
- For Guarantee see [www.ledvance.com/guarantee](http://www.ledvance.com/guarantee)

## DISCLAIMER

Subject to change without notice. Errors and omission excepted. Always make sure to use the most recent release.