

PRODUCT DATASHEET

SENSOR WALL 180DEG IP55 DG

Sensor Wall 180DEG | Stand-alone motion and light sensors for wall mounting with 180° detection range



Areas of application

- Outdoor
- Corridors, entrance areas
- Garages
- Basement
- Arcade passage
- 180° detection range allowing the sensor to be installed directly next to doorways

Product benefits

- Precise motion detection based on new sensor design

Product features




- 3 operating modes selectable (light 6h continuous on, switch-on by movement or dusk)
- Zero crossing circuit optimized for LED luminaire operation
- Type of protection: IP55
- Protection class: II



Safety advice

- All electrical connections must be made by a qualified person.
- Caution, risk of electric shock.
- Check wall-ceiling for suitability. If uncertain, seek professional advice.

DOWNLOAD DATA

Documents and certificates		Document name
	User instruction / safety instructions	SENSOR WALL 180DEG
	Legal information	Safety insert G11219301
	Declarations of conformity	SENSOR CEILING WALL

LOGISTICAL DATA

Product code	Packaging unit (Pieces/Unit)	Dimensions (length x width x height)	Gross weight	Volume
4099854454196	Folding box 1	82 mm x 97 mm x 81 mm	165.00 g	0.64 dm ³
4099854454202	Shipping box 8	204 mm x 174 mm x 178 mm	1691.00 g	6.32 dm ³

The mentioned product code describes the smallest quantity unit which can be ordered. One shipping unit can contain one or more single products. When placing an order, for the quantity please enter single or multiples of a shipping unit.

DISCLAIMER

Subject to change without notice. Errors and omission excepted. Always make sure to use the most recent release.