

## PRODUCT DATASHEET

### SENSOR WALL 110DEG IP44 DG

Sensor Wall 110DEG | Stand-alone motion and light sensors for wall mounting with 110° detection range



#### Areas of application

- Outdoor
- Corridors, entrance areas
- Garages
- Basement
- Arcade passage

#### Product benefits

- Sensor for optimized energy savings

#### Product features




- Switch-on by movement
- Type of protection: IP44
- Protection class: II



### Safety advice

- All electrical connections must be made by a qualified person.
- Caution, risk of electric shock.
- Check wall-ceiling for suitability. If uncertain, seek professional advice.

### DOWNLOAD DATA

Documents and certificates		Document name
	User instruction / safety instructions	SENSOR WALL 110DEG IP44
	Legal information	Safety insert G11219301
	Declarations of conformity	SENSOR CEILING WALL

### LOGISTICAL DATA

Product code	Packaging unit (Pieces/Unit)	Dimensions (length x width x height)	Gross weight	Volume
4099854454073	Folding box 1	67 mm x 80 mm x 94 mm	112.00 g	0.50 dm <sup>3</sup>
4099854454080	Shipping box 8	170 mm x 144 mm x 204 mm	1240.00 g	4.99 dm <sup>3</sup>

The mentioned product code describes the smallest quantity unit which can be ordered. One shipping unit can contain one or more single products. When placing an order, for the quantity please enter single or multiples of a shipping unit.

### DISCLAIMER

Subject to change without notice. Errors and omission excepted. Always make sure to use the most recent release.