

PRODUCT DATASHEET

ENDURA Classic Post Sensor Up E27

ENDURA® Classic Post | Stainless steel luminaires with glass diffuser



Areas of application

- Outdoor use (IP44)
- Building facades
- Entrance lighting
- Patios, balconies
- Pathway lighting
- Driveways

Product benefits

- High flexibility in the choice of the light source thanks to E27 socket
- Easy and quick installation

Product features

- Stainless steel housing
- Diffuser made of clear glass with hammer finish
- Available with and without motion sensor
- Available as wall and bollard luminaires
- Suitable for smart applications thanks to compatibility with SMART+ lamps



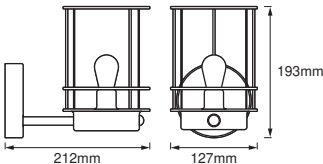
TECHNICAL DATA

Electrical data

Nominal voltage	220...240 V
Mains frequency	50...60 Hz
Protection class	I
Operating mode	Mains voltage

Dimensions & Weight

Diameter	127.0 mm
Length	212.00 mm
Width	127.00 mm
Height	193.00 mm
Product weight	1120.00 g



ENDURA CLASSIC POST SENS UP
E27 ST

Materials & Colors

Product color	Steel
Housing color	Steel
Body material	Stainless steel
Mercury content	0.0 mg

Application & Mounting

Ambient temperature range	-20...+40 °C
Temperature range at storage	-20...+85 °C
Type of connection	Screw terminal
Type of protection	IP44
Dimmable	No
Mounting type	Surface

Application environment	Outdoor
With light source	No
Replaceable light source	No
Holder designation	E27

Sensor

Type of sensor	Motion / Light
Sensor technology	Passive infrared (PIR)
Sensor detection angle	80 °

Certificates & Standards

Standards	CE / UKCA / EAC
-----------	-----------------

Additional product data

Product remark	Maximum bulb wattage: 60 W
Number of illuminants	1




EQUIPMENT / ACCESSORIES

- Complete mounting and connecting accessories included
- No light sources included

Safety advice

- All electrical connections must be made by a qualified person.
- Caution, risk of electric shock.
- Product in protection class I. All electrically conductive, metallic housing parts that can absorb voltage during operation or during maintenance in the event of a fault must be continuously connected to the protective earthing conductor.

DOWNLOAD DATA

Documents and certificates		Document name
	User instruction / safety instructions	ENDURA CLASSIC POST WALL
	Legal information	Safety insert G11219578
	Declarations of conformity	ENDURA CLASSIC

LOGISTICAL DATA

Product code	Packaging unit (Pieces/Unit)	Dimensions (length x width x height)	Gross weight	Volume
4099854452291	Folding box 1	141 mm x 239 mm x 242 mm	1550.00 g	8.16 dm ³
4099854452307	Shipping box 4	500 mm x 257 mm x 300 mm	6200.00 g	38.55 dm ³

The mentioned product code describes the smallest quantity unit which can be ordered. One shipping unit can contain one or more single products. When placing an order, for the quantity please enter single or multiples of a shipping unit.

DISCLAIMER

Subject to change without notice. Errors and omission excepted. Always make sure to use the most recent release.