

## PRODUCT DATASHEET

### ENDURA Classic Tradition Up E27 Gold

ENDURA® Classic Traditional Alu | Timeless lantern shape with aluminum housing



#### Areas of application

- Outdoor use (IP44)
- Building facades
- Entrance lighting
- Patios, balconies
- Pathway lighting
- Driveways

#### Product benefits

- High flexibility in the choice of the light source thanks to E27 socket
- Easy and quick installation

#### Product features

- Die-cast aluminum housing
- Diffuser made of clear polycarbonate
- Available with and without motion sensor
- Available as wall and bollard luminaires
- Suitable for smart applications thanks to compatibility with SMART+ lamps



## TECHNICAL DATA

### Electrical data

Nominal voltage	220...240 V
Mains frequency	50...60 Hz
Protection class	I
Operating mode	Mains voltage

### Dimensions & Weight

Length	230.00 mm
Width	170.00 mm
Height	260.00 mm
Product weight	570.00 g

### Materials & Colors

Product color	Black/Gold
Housing color	Black/Gold
Body material	Aluminum
Glow Wire Test according to IEC 60695-2-12	650 °C
Mercury content	0.0 mg

### Application & Mounting

Ambient temperature range	-20...+40 °C
Temperature range at storage	-20...+85 °C
Type of connection	Screw terminal
Type of protection	IP44
Dimmable	No
Mounting type	Surface
Application environment	Outdoor
With light source	No
Replaceable light source	No
Holder designation	E27

### Certificates & Standards

Standards	CE / UKCA / EAC
Luminaire with limited surface temperature, "D sign"	No

### Additional product data

Product remark	Maximum bulb wattage: 60 W
Number of illuminants	1




## EQUIPMENT / ACCESSORIES

- Complete mounting and connecting accessories included
- No light sources included

## Safety advice

- All electrical connections must be made by a qualified person.
- Caution, risk of electric shock.
- Product in protection class I. All electrically conductive, metallic housing parts that can absorb voltage during operation or during maintenance in the event of a fault must be continuously connected to the protective earthing conductor.

## DOWNLOAD DATA

Documents and certificates		Document name
	User instruction / safety instructions	ENDURA CLASSIC TRADITIONAL W
	Legal information	Safety insert G11219578
	Declarations of conformity	CE Declaration Endura Classic Trad

## LOGISTICAL DATA

Product code	Packaging unit (Pieces/Unit)	Dimensions (length x width x height)	Gross weight	Volume
4099854452376	Folding box 1	181 mm x 239 mm x 292 mm	1073.00 g	12.63 dm <sup>3</sup>
4099854452383	Shipping box 4	493 mm x 377 mm x 312 mm	4290.00 g	57.99 dm <sup>3</sup>

The mentioned product code describes the smallest quantity unit which can be ordered. One shipping unit can contain one or more single products. When placing an order, for the quantity please enter single or multiples of a shipping unit.

## DISCLAIMER

Subject to change without notice. Errors and omission excepted. Always make sure to use the most recent release.