

## PRODUCT DATASHEET

### ENDURA Style Plate Wall 12W Stainless Steel

ENDURA® Style Plate | Stainless steel and dark grey wall luminaires with integrated light source and adjustable sensor option



#### Areas of application

- Building facades
- Entrance lighting
- Patios, balconies

#### Product benefits

- Easy and quick installation
- Energy-efficient thanks to LED technology

#### Product features

- Bright and functional outdoor LED luminaires
- Available with and without motion sensor
- Stainless steel housing
- Type of protection: IP44



TECHNICAL DATA

Electrical data

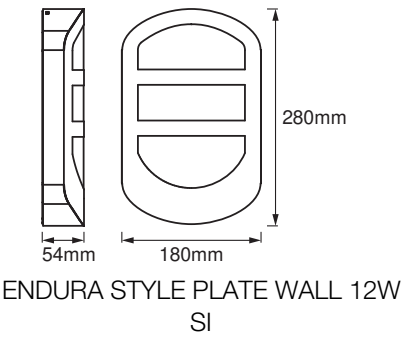
Nominal wattage	12.00 W
Nominal voltage	220...240 V
Mains frequency	50...60 Hz
Nominal current	65.000 mA
Power factor $\lambda$	$\geq 0.5$
Protection class	II
Operating mode	Mains voltage

Photometrical data

Luminous flux	650 lm
Total luminous flux of contained light sources	1500 lm
Luminous efficacy	50 lm/W
Color temperature	3000 K
Light color (designation)	Warm White
Color rendering index Ra	$\geq 80$
Standard deviation of color matching	$< 6$ sdcm
Flickering metric (Pst LM)	$< 1$
Stroboscope effect metric (SVM)	$< 0.4$
Photobiological safety group acc. to EN62778	RG0
Beam angle	108 °

Dimensions & Weight

Length	54.00 mm
Width	180.00 mm
Height	280.00 mm
Product weight	670.00 g



Materials & Colors

Product color	Steel
Housing color	Steel
Body material	Steel
Cover material	Polycarbonate (PC)
Glow Wire Test according to IEC 60695-2-12	650 °C

Application & Mounting

Ambient temperature range	-20...+40 °C
Type of connection	Terminal, 2-Pole (L, N)
Type of protection	IP44
Dimmable	No
Mounting type	Surface
Mounting location	Wall
Application environment	Outdoor
With light source	Yes
Replaceable light source	No

Lifespan

Lifespan L70/B50 at 25 °C	25000 h <sup>1)</sup>
Number of switching cycles	12500

<sup>1)</sup> t[h]: L70 / B50 @ 25 °C (Ta), t[h]: L80 / B10 @ 25 °C (Ta), t[h]: L90 / B10 @ 25 °C (Ta)

Certificates & Standards

Standards	CE / UKCA
Luminaire with limited surface temperature, "D sign"	No

Ball shot safe

No





## EQUIPMENT / ACCESSORIES

- Complete mounting and connecting accessories included

## Safety advice

- All electrical connections must be made by a qualified person.
- Caution, risk of electric shock.

## DOWNLOAD DATA

Documents and certificates		Document name
	User instruction / safety instructions	ENDURA STYLE PLATE WALL
	Legal information	Safety insert G11219279
	Declarations of conformity	ENDURA STYLE PLATE WALL 12W ST
	Declarations of conformity UKCA	Fixed LUM

## LOGISTICAL DATA

Product code	Packaging unit (Pieces/Unit)	Dimensions (length x width x height)	Gross weight	Volume
4099854461576	Folding box 1	60 mm x 185 mm x 290 mm	741.00 g	3.22 dm <sup>3</sup>
4099854461583	Shipping box 4	310 mm x 260 mm x 205 mm	3282.00 g	16.52 dm <sup>3</sup>

The mentioned product code describes the smallest quantity unit which can be ordered. One shipping unit can contain one or more single products. When placing an order, for the quantity please enter single or multiples of a shipping unit.

## DISCLAIMER

Subject to change without notice. Errors and omission excepted. Always make sure to use the most recent release.