

PRODUCT DATASHEET

ENDURA Style UpDown Deco II 11W Dark Grey

ENDURA® Style Updown Deco | Wall luminaire with narrow beam angle



Areas of application

- Outdoor use (IP44)
- Building facades
- Entrance lighting
- Patios, balconies

Product benefits

- Easy and quick installation
- Energy-efficient thanks to LED technology

Product features

- Narrow, clear-cut beam angle
- Die-cast aluminum housing
- Single or double light outlet



TECHNICAL DATA

Electrical data

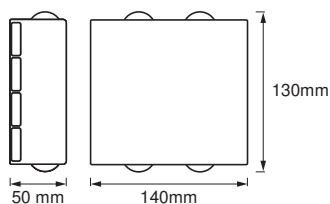
Nominal wattage	10.50 W
Nominal voltage	220...240 V
Mains frequency	50...60 Hz
Nominal current	54.000 mA
Max. number of luminaires per miniature circuit breaker B16	120
Max. number of luminaires per miniature circuit breaker C10	150
Max. number of luminaires per miniature circuit breaker C16	240
Power factor λ	> 0.5
Total harmonic distortion	$\leq 20 \%$
Protection class	I
Operating mode	Electronic control gear (ECG)

Photometrical data

Luminous flux	550 lm
Total luminous flux of contained light sources	940 lm
Luminous efficacy	50 lm/W
Color temperature	3000 K
Light color (designation)	Warm White
Color rendering index Ra	≥ 80
Standard deviation of color matching	< 6 sdc _m
Photobiological safety group acc. to EN62778	RG1
Photobiological safety group acc. to EN62471	RG0
Beam angle	55 °

Dimensions & Weight

Length	50.00 mm
Width	140.00 mm
Height	130.00 mm
Product weight	650.00 g



ENDURA STYLE UPDOWN DECO II
11W DG

Materials & Colors

Product color	Dark gray
Housing color	Dark gray
Body material	Aluminum
Cover material	Polymethylmethacrylate (PMMA)
Mercury content	0.0 mg

Application & Mounting

Ambient temperature range	-20...+40 °C
Temperature range at storage	-30...+70 °C
Type of connection	Screw terminal
Type of protection	IP44
Protection class IK (shock resistance)	IK03
Dimmable	No
Mounting type	Surface
Application environment	Outdoor
With light source	Yes
Replaceable light source	No

Lifespan

Lifespan L70/B50 at 25 °C	30000 h ¹⁾
Number of switching cycles	100000

¹⁾ t[h]: L70 / B50 @ 25 °C (Ta), t[h]: L80 / B10 @ 25 °C (Ta), t[h]: L90 / B10 @ 25 °C (Ta)

Certificates & Standards

Standards	CE / UKCA / EAC
Luminaire with limited surface temperature, "D sign"	No

Replaceable light source (EPREL)	Not replaceable
----------------------------------	-----------------

Additional product data

Number of illuminants	empty
-----------------------	-------





EQUIPMENT / ACCESSORIES

- Complete mounting and connecting accessories included

Safety advice

- All electrical connections must be made by a qualified person.
- Caution, risk of electric shock.
- Product in protection class I. All electrically conductive, metallic housing parts that can absorb voltage during operation or during maintenance in the event of a fault must be continuously connected to the protective earthing conductor.

DOWNLOAD DATA

	Documents and certificates	Document name
	User instruction / safety instructions	ENDURA STYLE UPDOWN DECO
	Legal information	Safety insert G11219578
	Declarations of conformity	ENDURA STYLE MIDI and UPDOWN
	Declarations of conformity UKCA	Fixed LUM

LOGISTICAL DATA

Product code	Packaging unit (Pieces/Unit)	Dimensions (length x width x height)	Gross weight	Volume
4099854462054	Folding box 1	64 mm x 154 mm x 145 mm	783.00 g	1.43 dm ³
4099854462061	Shipping box 6	325 mm x 208 mm x 160 mm	4700.00 g	10.82 dm ³

The mentioned product code describes the smallest quantity unit which can be ordered. One shipping unit can contain one or more single products. When placing an order, for the quantity please enter single or multiples of a shipping unit.

DISCLAIMER

Subject to change without notice. Errors and omission excepted. Always make sure to use the most recent release.