

## PRODUCT DATASHEET

### Endura Style Entrance Sensor Dark Grey

ENDURA® Style Entrance | Dark grey wall luminaires for house entrances with frosted diffuser and optional sensor



#### Areas of application

- Garages
- Entrance areas

#### Product benefits

- Easy and quick installation
- High-quality materials

#### Product features

- Option with PIR motion detection and daylight sensor, matching with housing color available
- Type of protection: IP44
- ABS housing
- Polycarbonate (PC) diffuser

TECHNICAL DATA

Electrical data

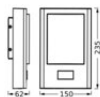
Nominal wattage	13.00 W
Nominal voltage	220...240 V
Mains frequency	50...60 Hz
Nominal current	65.000 mA
Max. number of luminaires per miniature circuit breaker B16	100
Max. number of luminaires per miniature circuit breaker C16	200
Power factor $\lambda$	> 0.80
Total harmonic distortion	$\leq$ 20 %
Protection class	I
Operating mode	Mains voltage

Photometrical data

Luminous flux	900 lm
Total luminous flux of contained light sources	1650 lm
Luminous efficacy	70 lm/W
Color temperature	3000 K
Light color (designation)	Warm White
Color rendering index Ra	> 80
Standard deviation of color matching	$\leq$ 6 sdc <sub>m</sub>
Photobiological safety group acc. to EN62778	RG0
Beam angle	110 °

Dimensions & Weight

Length	150.00 mm
Width	62.00 mm
Height	235.00 mm
Product weight	640.00 g



ENDURA STYLE ENTRANCE  
SENSOR

Materials & Colors

Product color	Dark gray
Housing color	Dark gray
Body material	Aluminium Acrylonitrile butadiene styrene (ABS)
Cover material	Polycarbonate (PC)
Glow Wire Test according to IEC 60695-2-12	650 °C
Mercury content	0.0 mg

### Application & Mounting

Ambient temperature range	-20...+40 °C
Type of connection	Terminal, 3-Pole (L, N, PE)
Type of protection	IP44
Protection class IK (shock resistance)	IK05
Dimmable	No
Mounting type	Surface
Application environment	Outdoor
Adjustable	No
With light source	Yes
Replaceable light source	No

### Lifespan

Lifespan L70/B50 at 25 °C	50000 h <sup>1)</sup>
Number of switching cycles	100000

<sup>1)</sup> t[h]: L70 / B50 @ 25 °C (Ta), t[h]: L80 / B10 @ 25 °C (Ta), t[h]: L90 / B10 @ 25 °C (Ta)

### Sensor

Type of sensor	PIR / Motion / Light
Sensor technology	Passive infrared (PIR)
Sensor detection angle	100 °

### Certificates & Standards

Standards	CE / UKCA
Luminaire with limited surface temperature, "D sign"	No
Ball shot safe	No
Replaceable light source (EPREL)	Not replaceable





### EQUIPMENT / ACCESSORIES

- Complete mounting and connecting accessories included
- Mounting screws and dowels included

## Safety advice

- All electrical connections must be made by a qualified person.
- Caution, risk of electric shock.
- Product in protection class I. All electrically conductive, metallic housing parts that can absorb voltage during operation or during maintenance in the event of a fault must be continuously connected to the protective earthing conductor.

## DOWNLOAD DATA

Documents and certificates		Document name
	User instruction / safety instructions	ENDURA STYLE ENTRANCE
	Legal information	Safety insert G11219578
	Declarations of conformity	Endura Entrance
	Declarations of conformity UKCA	Endura Entrance

## LOGISTICAL DATA

Product code	Packaging unit (Pieces/Unit)	Dimensions (length x width x height)	Gross weight	Volume
4099854444432	Folding box 1	72 mm x 162 mm x 247 mm	820.00 g	2.88 dm <sup>3</sup>
4099854444449	Shipping box 4	350 mm x 170 mm x 275 mm	3280.00 g	16.36 dm <sup>3</sup>

The mentioned product code describes the smallest quantity unit which can be ordered. One shipping unit can contain one or more single products. When placing an order, for the quantity please enter single or multiples of a shipping unit.

## DISCLAIMER

Subject to change without notice. Errors and omission excepted. Always make sure to use the most recent release.