

PRODUCT DATASHEET

Endura Classic GU10 IP65 Ive Wall Dark Grey

ENDURA® Classic IP65 GU10 | Wall luminaires with dark grey aluminum housing, IP65 protection, glass diffuser and GU10 socket



Areas of application

- Building facades
- Entrance lighting
- Patios, balconies
- Pathway lighting
- Driveways

Product benefits

- High flexibility in the choice of the light source thanks to GU10 socket
- Easy and quick installation

Product features

- Options with PIR motion detector and daylight sensor available
- Indirect illumination
- Die-cast aluminum housing
- Glass or PMMA diffuser
- Anthracite housing color

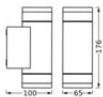
TECHNICAL DATA

Electrical data

Nominal voltage	220...240 V
Mains frequency	50...60 Hz
Protection class	I
Operating mode	Mains voltage

Dimensions & Weight

Length	65.00 mm
Width	100.00 mm
Height	176.00 mm
Product weight	610.00 g



ENDURA CLASSIC IVE W GU10
IP65

Materials & Colors

Product color	Dark gray
Housing color	Dark gray
Body material	Aluminum
Cover material	Polymethylmethacrylate (PMMA)
Glow Wire Test according to IEC 60695-2-12	650 °C

Application & Mounting

Ambient temperature range	-20...+40 °C
Type of connection	Terminal, 3-Pole (L, N, PE)
Type of protection	IP65
Protection class IK (shock resistance)	IK06
Dimmable	No
Mounting type	Surface
Application environment	Outdoor
With light source	No
Replaceable light source	No
Holder designation	GU10

Certificates & Standards

Standards	CE / UKCA
Luminaire with limited surface temperature, "D sign"	No
Ball shot safe	No

Additional product data

Product remark	Maximum bulb wattage: 2 x 7W LED
Number of illuminants	2





EQUIPMENT / ACCESSORIES

- Complete mounting and connecting accessories included
- No light sources included

Safety advice

- All electrical connections must be made by a qualified person.
- Caution, risk of electric shock.
- Product in protection class I. All electrically conductive, metallic housing parts that can absorb voltage during operation or during maintenance in the event of a fault must be continuously connected to the protective earthing conductor.

DOWNLOAD DATA

Documents and certificates		Document name
	User instruction / safety instructions	ENDURA CLASSIC IVE ITYS
	Legal information	Safety insert G11219578
	Declarations of conformity	Endura Classic IP65
	Declarations of conformity UKCA	Endura Classic IP65

LOGISTICAL DATA

Product code	Packaging unit (Pieces/Unit)	Dimensions (length x width x height)	Gross weight	Volume
4099854447372	Folding box 1	78 mm x 115 mm x 188 mm	745.00 g	1.69 dm ³
4099854447389	Shipping box 4	250 mm x 180 mm x 220 mm	2980.00 g	9.90 dm ³

The mentioned product code describes the smallest quantity unit which can be ordered. One shipping unit can contain one or more single products. When placing an order, for the quantity please enter single or multiples of a shipping unit.

DISCLAIMER

Subject to change without notice. Errors and omission excepted. Always make sure to use the most recent release.