


PRODUCT DATASHEET

ENDURA® Style Copen Down Wall 5W IP54

Dark Grey

ENDURA® Style Copen | Stylish aluminum wall luminaires with integrated light source providing indirect lighting



Areas of application

- Outdoor
- Decorative illumination
- Facade and building illumination
- Entrance lighting
- Patios, balconies
- General illumination

Product benefits

- Energy-efficient thanks to LED technology
- Easy and quick installation

Product features

- Indirect illumination
- Die-cast aluminum housing
- Anthracite housing color
- Glass diffuser
- Type of protection: IP54



TECHNICAL DATA

Electrical data

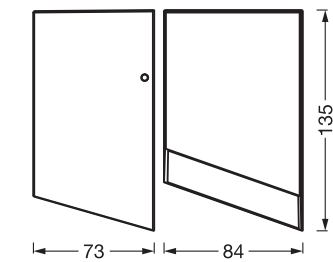
Nominal wattage	5.00 W
Nominal voltage	220...240 V
Mains frequency	50 Hz
Nominal current	30.000 mA
Power factor λ	> 0.60
Total harmonic distortion	> 70 %
Protection class	I
Operating mode	Mains voltage

Photometrical data

Luminous flux	320 lm
Total luminous flux of contained light sources	600 lm
Luminous efficacy	64 lm/W
Color temperature	3000 K
Light color (designation)	Warm White
Color rendering index Ra	> 80
Standard deviation of color matching	< 6 sdc _{cm}
Flickering metric (Pst LM)	< 1
Stroboscope effect metric (SVM)	< 0.4
Photobiological safety group acc. to EN62778	RG1
Beam angle	75 °

Dimensions & Weight

Length	84.00 mm
Width	73.00 mm
Height	135.00 mm
Product weight	480.00 g



ENDURA STY COPEN DOWN W
5W IP54 DG

Materials & Colors

Product color	Dark grey
Housing color	Dark grey
Body material	Aluminum
Cover material	Glass
Glow Wire Test according to IEC 60695-2-12	650 °C

Application & Mounting

Ambient temperature range	-20...+45 °C
Temperature range at storage	-20...+80 °C
Type of connection	Terminal, 3-Pole (L, N, PE)
Type of protection	IP54/IP54
Protection class IK (shock resistance)	IK03
Dimmable	No
Mounting type	Surface
Mounting location	Wall
Application environment	Outdoor
With light source	Yes
Replaceable light source	No

Lifespan

Lifespan L70/B50 at 25 °C	50000 h ¹⁾
Number of switching cycles	12500

1) t[h]: L70 / B50 @ 25 °C (Ta), t[h]: L80 / B10 @ 25 °C (Ta), t[h]: L90 / B10 @ 25 °C (Ta)

Certificates & Standards

Standards	CE / UKCA
Ball shot safe	No
Replaceable light source (EPREL)	Not replaceable



EQUIPMENT / ACCESSORIES

- Complete mounting and connecting accessories included

Safety advice

- All electrical connections must be made by a qualified person.
- Caution, risk of electric shock.

DOWNLOAD DATA

Documents and certificates		Document name
	User instruction / safety instructions	ENDURA STYLE COPEN
	Legal information	Safety insert G11219578

LOGISTICAL DATA

Product code	Packaging unit (Pieces/Unit)	Dimensions (length x width x height)	Gross weight	Volume
4099854709401	Folding box 1	82 mm x 93 mm x 146 mm	542.00 g	1.11 dm ³
4099854709418	Shipping box 6	262 mm x 165 mm x 212 mm	3481.00 g	9.16 dm ³

The mentioned product code describes the smallest quantity unit which can be ordered. One shipping unit can contain one or more single products. When placing an order, for the quantity please enter single or multiples of a shipping unit.

DISCLAIMER

Subject to change without notice. Errors and omission excepted. Always make sure to use the most recent release.