

PRODUCT DATASHEET

LED Sensor Batten 600mm 8W 3000K

LED Sensor Batten | Slim LED Batten luminaire with integrated Sensor for on/off switching



Areas of application

- Offices
- Undercabinet lighting
- Kitchens

Product benefits

- Attractive and functional design for office applications
- Touchless switching thanks to integrated sensor

Product features

- Integrated motion sensor



TECHNICAL DATA

Electrical data

Nominal wattage	8.00 W
Nominal voltage	220...240 V
Mains frequency	50...60 Hz
Nominal current	64.000 mA
Inrush current time T _{h50}	420 µs
Max. number of luminaires per miniature circuit breaker B16	17
Max. number of luminaires per miniature circuit breaker C16	28
Power factor λ	> 0.5
Protection class	II
Operating mode	Integrated LED driver

Photometrical data

Luminous flux	800 lm
Total luminous flux of contained light sources	900 lm
Luminous efficacy	100 lm/W
Color temperature	3000 K
Light color (designation)	Warm White
Color rendering index Ra	> 80
Standard deviation of color matching	< 5 sdc _m
Photobiological safety group acc. to EN62778	RG0
Photobiological safety group acc. to EN62471	RG0
Beam angle	180 °

Dimensions & Weight

Length	573.00 mm
Width	28.00 mm
Height	36.00 mm
Product weight	118.00 g



LED BATTEN SENSOR 60CM 8W
830

Materials & Colors

Product color	White
Housing color	White
Body material	Plastic
Glow Wire Test according to IEC 60695-2-12	650 °C
Mercury content	0.0 mg

Application & Mounting

Ambient temperature range	-20...+40 °C
Type of connection	Plug type C (EU)
Type of protection	IP20
Dimmable	No
Mounting type	Surface
Application environment	Indoor
With light source	Yes
Replaceable light source	No

Lifespan

Lifespan L70/B50 at 25 °C	50000 h ¹⁾
Number of switching cycles	100000

¹⁾ t[h]: L70 / B50 @ 25 °C (Ta), t[h]: L80 / B10 @ 25 °C (Ta), t[h]: L90 / B10 @ 25 °C (Ta)

Sensor

Type of sensor	Movement
----------------	----------

Certificates & Standards

Standards	CE
Luminaire with limited surface temperature, "D sign"	No
Ball shot safe	No




EQUIPMENT / ACCESSORIES

– Mounting screws and dowels included

Safety advice

- To reduce the risk of strangulation the flexible wiring connected to this luminaire shall be effectively fixed to the wall if the wiring is within arm's reach.

DOWNLOAD DATA

Documents and certificates		Document name
	User instruction / safety instructions	LED BATTEN SENSOR
	Legal information	Safety insert G11220499
	Declarations of conformity	CE Declaration LED BATTEN SENSOR

LOGISTICAL DATA

Product code	Packaging unit (Pieces/Unit)	Dimensions (length x width x height)	Gross weight	Volume
4099854532511	Folding box 1	32 mm x 62 mm x 783 mm	236.00 g	1.55 dm ³
4099854532528	Shipping box 8	795 mm x 140 mm x 155 mm	2337.00 g	17.25 dm ³

The mentioned product code describes the smallest quantity unit which can be ordered. One shipping unit can contain one or more single products. When placing an order, for the quantity please enter single or multiples of a shipping unit.

DISCLAIMER

Subject to change without notice. Errors and omission excepted. Always make sure to use the most recent release.