

PRODUCT DATASHEET

Essential Panel Round 420mm 28W 840 White

Essentials Panel | Essential Panels for basic user purposes



Areas of application

- Living areas (living rooms, dining rooms, bedrooms etc.)

Product benefits

- Long lifetime thanks to LED technology
- Excellent price/performance ratio
- Easy mounting thanks to included steel hooks on the back

Product features

- Durable housing material
- Color temperature: 3,000 K
- Lifetime up to 25,000 h
- Type of protection: IP20

TECHNICAL DATA

Electrical data

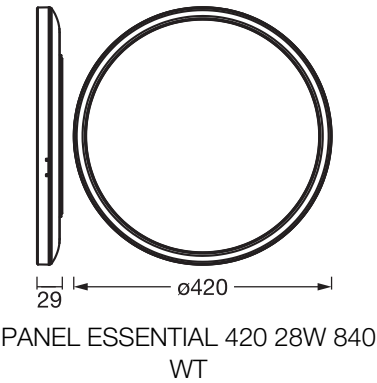
Nominal wattage	28.00 W
Nominal voltage	220...240 V
Mains frequency	50/60 Hz
Nominal current	125 mA
Inrush current	0.125 A
Inrush current time T_{h50}	184 μ s
Max. number of luminaires per miniature circuit breaker B16	51
Max. number of luminaires per miniature circuit breaker C10	47
Max. number of luminaires per miniature circuit breaker C16	75
Power factor λ	> 0.9
Total harmonic distortion	10.54 %
Protection class	II
Operating mode	Mains voltage

Photometrical data

Luminous flux	2700 lm
Total luminous flux of contained light sources	3200 lm
Luminous efficacy	96 lm/W
Color temperature	4000 K
Light color (designation)	Cool White
Color rendering index Ra	≥ 80
Standard deviation of color matching	6 sdc _m
Flickering metric (Pst LM)	<1
Stroboscope effect metric (SVM)	<0.4
Photobiological safety group acc. to EN62778	RG0
Beam angle	110 °

Dimensions & Weight

Diameter	420.00 mm
Height	29.00 mm
Product weight	1050.00 g



Materials & Colors

Product color	White
Housing color	White
Body material	Polypropylene (PP)
Cover material	Polypropylene (PP)
Glow Wire Test according to IEC 60695-2-12	650 °C

Application & Mounting

Ambient temperature range	-20...+40 °C
Temperature range at storage	-20...+70 °C
Type of connection	Terminal, 2-Pole (L, N)
Type of protection	IP20
Protection class IK (shock resistance)	IK03
Dimmable	No
Mounting type	Surface
Mounting location	Wall / Ceiling
With light source	Yes
Replaceable light source	No

Lifespan

Lifespan L70/B50 at 25 °C	25000 h ¹⁾
Number of switching cycles	12500

¹⁾ t[h]: L70 / B50 @ 25 °C (Ta), t[h]: L80 / B10 @ 25 °C (Ta), t[h]: L90 / B10 @ 25 °C (Ta)

Emergency lighting

Type of emergency operation test	None
----------------------------------	------

Certificates & Standards

Standards	CE / UKCA
Luminaire with limited surface temperature, "D sign"	No
Ball shot safe	No
Replaceable light source (EPREL)	Not replaceable

Additional product data

Product remark	Available from September 2025
----------------	-------------------------------




EQUIPMENT / ACCESSORIES

- Mounting screws and dowels included

Safety advice

- Luminaire must be disconnected from mains during installation, maintenance and cover removal
- Check wall-ceiling for suitability. If uncertain, seek professional advice.
- All electrical connections must be made by a qualified person.
- Caution, risk of electric shock.

DOWNLOAD DATA

Documents and certificates		Document name
	User instruction / safety instructions	Panel Essential Round
	Declarations of conformity	CE Declaration Panel Essential
	Declarations of conformity UKCA	UKCA Declaration Panel Essential

LOGISTICAL DATA

Product code	Packaging unit (Pieces/Unit)	Dimensions (length x width x height)	Gross weight	Volume
4058075854536	Folding box 1	35 mm x 427 mm x 431 mm	1301.00 g	6.44 dm ³
4058075854543	Shipping box 5	440 mm x 190 mm x 455 mm	6908.00 g	38.04 dm ³

The mentioned product code describes the smallest quantity unit which can be ordered. One shipping unit can contain one or more single products. When placing an order, for the quantity please enter single or multiples of a shipping unit.

DISCLAIMER

Subject to change without notice. Errors and omission excepted. Always make sure to use the most recent release.