



PRODUCT DATASHEET

SMART+ WIFI SWITCH MODULE 1 Channel

SMART+ WIFI SWITCH MODULE | Smart switch modules to control non-smart devices with WiFi technology



Areas of application

- Wherever non-smart devices need to be integrated into compatible smart home systems
- Smart home indoors

Product benefits

- Wireless control via app or voice control & wired control via switch input
- Integrates conventional electric equipment into compatible smart home systems
- Enables switching of conventional light sources and other electric devices
- Monitors energy usage of connected devices and tracks the energy consumption
- Can trigger and execute smart home routines and automations

Product features

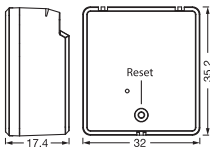
- Controllable via SMART+ App (with minimum Android 8.0 or iOS 14.0)
- Compatible with Amazon Alexa and Google Home
- High switching power: 1CH version: up to 8A-2AX, 2CH version: up to 10A-4AX / channel, total 10A-4AX
- Flexible switching inputs: 1CH version: 1 switching input, 2CH version: 2 switching inputs
- Very compact dimensions enable use even in limited space situations
- Overheating and overload protection
- Energy meter
- Network protocol: WiFi (2.4 GHz)

TECHNICAL DATA

Electrical data

Nominal voltage	220...240 V
Nominal current	8 A
Mains frequency	50...60 Hz

Dimensions & Weight



Product weight	22.00 g
Length	32.00 mm
Width	17.40 mm
Height	35.20 mm

Lifespan

Number of switching cycles	40000
----------------------------	-------

Colors & materials

Product color	White
Body material	Polycarbonate (PC)

Temperatures & operating conditions

Ambient temperature range	-10...+40 °C
---------------------------	--------------

Capabilities

Dimmable	No
Type of connection	Connection terminals
Compatible smart home technology	Amazon Alexa / Google Assistant



Certificates & Standards

Standards	CE / UKCA
Protection class	II
Type of protection	IP20

Safety advice

- All electrical connections must be made by a qualified person.
- Caution, risk of electric shock.
- Very high capacitive and inductive loads may in some cases lead to destruction of the device or reduction in the number of switching cycles.
- To be connected to an automatic circuit breaker (for 1CH version max. 10 A, for 2CH version max. 16 A).

DOWNLOAD DATA

Documents and certificates		Document name
	User instruction / safety instructions	SMART WIFI SWITCH MODULE
	Legal information	Safety insert G11233098

LOGISTICAL DATA

Product code	Packaging unit (Pieces/Unit)	Dimensions (length x width x height)	Gross weight	Volume
4058075849945	Folding box 1	28 mm x 78 mm x 117 mm	46.00 g	0.26 dm ³
4058075849952	Shipping box 4	124 mm x 90 mm x 162 mm	237.00 g	1.81 dm ³

The mentioned product code describes the smallest quantity unit which can be ordered. One shipping unit can contain one or more single products. When placing an order, for the quantity please enter single or multiples of a shipping unit.

References / Links

- Further information and frequently asked questions (FAQs) at www.ledvance.com/consumer/smart/faq

DISCLAIMER

Subject to change without notice. Errors and omission excepted. Always make sure to use the most recent release.