

PRODUCT DATASHEET

LN INV D 1200 P 40W 930 DA EL WT

LINEAR INDIVILED DIRECT 1200 DALI EMERGENCY | Surface mounted luminaire for single or light line office application with CRI90, DALI-2 IoT technology and emergency battery, 1200 mm



Areas of application

- Emergency illumination of escape routes
- Buildings requiring up to 3 h emergency light operation
- Direct replacement for luminaires with fluorescent lamps
- Offices, education, public buildings
- Single and continuous line configuration
- Direct lighting



Product benefits

- Seamless integration of luminaires with emergency lighting function into general lighting
- Operation of integrated emergency lighting function with long life LiFePO4 battery with 3h battery discharge time
- Simple testing of luminaires with emergency lighting function thanks to integrated automatic test function
- Convenient visualization of results of automatic test with an included control LED
- Easy upgradeability of light source and driver (EVERLOOP design)
- Homogenous light distribution and reduced glare ($UGR \leq 19$) thanks to IndiviLED® optics
- High performance with CRI90 and up to 130 lm/W
- Highly versatile due to selectable power steps (Power Select - PS) on the driver
- Symmetric light distribution for various application areas
- High color consistency with SDCM 3
- Multiple mounting options thanks to different accessories

Product features

- Certified according to European norms (EN 60598-2-22)



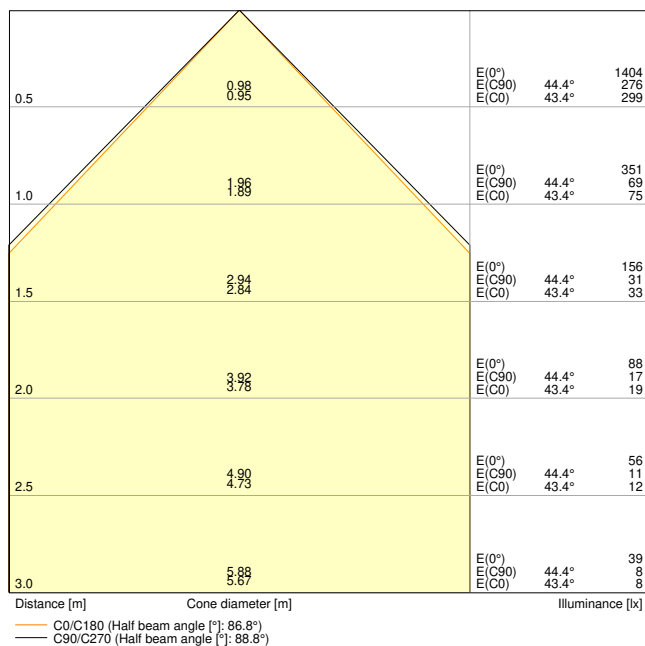
- Luminaire suited for normal lighting and emergency lighting
- Emergency lighting function: battery discharge time of 3 h
- Function test of emergency lighting: automatic (AT)
- Battery technology: LiFePO4
- Includes EVERLOOP: Convenient replacement of light source and LED driver
- Linkable into seamless light line with accessories (surface or pendant mounting)
- Pendant mounting with suspension kit (to be ordered separately)
- 5-pole terminal block, cable cross section up to 5 x 2.5 mm²
- Lifetime (L80/B10): 70,000 h (at 25 °C)

TECHNICAL DATA**Electrical data**

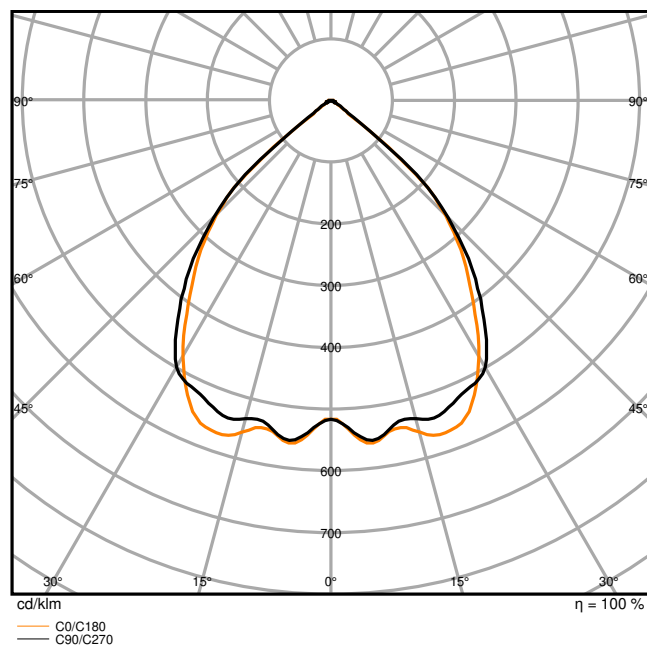
Nominal wattage	40 W / 34 W / 30 W / 25 W
Nominal voltage	220...240 V
Mains frequency	0/50/60 Hz
Nominal current	177...160...140...120 mA
Inrush current	9.92 A
Inrush current time T_{h50}	360 μ s
Max. number of luminaires per miniature circuit breaker B16	20
Max. number of luminaires per miniature circuit breaker C10	20
Max. number of luminaires per miniature circuit breaker C16	32
Power factor λ	> 0.90
Total harmonic distortion	\leq 20 %
Protection class	I
Surge capability (L-N)	1000 V
Surge capability (L/N-Ground)	2000 V
Operating mode	Integrated LED driver
Dimming interface	DALI-2/IoT

Photometrical data

Luminous flux	4800 lm / 4250 lm / 3700 lm / 3100 lm
Luminous efficacy	120 lm/W / 125 lm/W / 123 lm/W / 124 lm/W
Color temperature	3000 K
Light color (designation)	Warm White
Color rendering index Ra	\geq 90
Standard deviation of color matching	3 sdcn
Low flicker	Yes
Flickering metric (Pst LM)	\leq 1
Stroboscope effect metric (SVM)	\leq 0.4
Photobiological safety group acc. to EN62778	RG1
Beam angle	90 °
UGR	< 19



LN INV D 1200 P 40W 930 DAVR EM WT



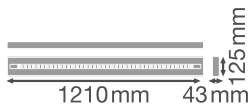
LN INV D 1200 P 40W 930 DAVR EM WT

Adjustable attributes

Nominal wattage	Color temperature	Luminous flux	Luminous efficacy
40 W	3000 K	4800 lm	120 lm/W
34 W	3000 K	4250 lm	125 lm/W
30 W	3000 K	3700 lm	123 lm/W
25 W	3000 K	3100 lm	124 lm/W

Dimensions & Weight

Length	1210.00 mm
Width	125.00 mm
Height	43.00 mm
Product weight	3500.00 g



LN INV 1200 P

Materials & Colors

Product color	White
Housing color	White
Body material	Aluminum
Cover material	Polymethylmethacrylate (PMMA)
Light emitting surface material	Polymethylmethacrylate (PMMA)
Glow Wire Test according to IEC 60695-2-12	850 °C
Mercury content	0.0 mg

Application & Mounting

Ambient temperature range	0...+40 °C
Temperature range at storage	-25...+25 °C
Type of connection	Screwless terminal, 5-Pole (L, N, PE, DA+, DA-)
Type of protection	IP20
Protection class IK (shock resistance)	IK06
Dimmable	Yes
Type of dimming	DALI
IoT ready	Support of DALI data type PART 251, 252, 253 ¹⁾
Mounting type	Suspended/Surface
Mounting location	Ceiling
Application environment	Indoor
Adjustable	No
With light source	Yes
Replaceable light source	Yes

1) Internet of Things. Supports data transfer via gateway to cloud-based monitoring platforms, such as LEDVANCE VIVARES Cloud

Lifespan

Lifespan L70/B50 at 25 °C	100000 h ¹⁾
Lifespan L80/B10 at 25 °C	70000 h ¹⁾
Lifespan L80/B50 at 25 °C	70000 h
Lifespan L90/B10 at 25 °C	35000 h
Number of switching cycles	25000

1) t[h]: L70 / B50 @ 25 °C (Ta), t[h]: L80 / B10 @ 25 °C (Ta), t[h]: L90 / B10 @ 25 °C (Ta)

Control gear

Output current	800mA / 700mA / 600mA / 500 mA
ECG - Output ripple current	≤ 5 %
Recommended control gear	OSRAM type OTI DALI 50/220-240/1A4 NFC L

BATTERY

Type of Battery	LiFePO4
Battery size [GMS]	Others
Nominal voltage of battery	3.2 V
Nominal capacity of battery	4500 mAh
Battery charging time	24 h

Emergency lighting

Type of Emergency Lighting (EL)	EL unit (battery and controller) for decentral operation included / EL certified driver (0Hz / DC operation) for central battery operation included
Area of emergency application	Anti-panic lighting / Escape route lighting
Type of emergency light operation	Non-maintained / Maintained
Type of emergency operation test	Automatic
Wattage in emergency operation mode	2.3 W
Luminous flux in emergency operation mode	440 lm
Battery life in emergency operation mode	3 h









Certificates & Standards

Standards	CE / CB / ENEC / TÜV SÜD / UKCA / EAC / EPD
Luminaire with limited surface temperature, "D sign"	No
Ball shot safe	No
Replaceable light source (EPREL)	By the end consumer

Additional product data

Product remark	Available from July 2025
Number of illuminants	1
Added function	EVERLOOP / VIVARES / Programmable Multi Lumen

Accessories Optional












Product image	Product name	EAN
	LN INV SUSPENSION KIT WT	4099854215537
	LN INV SUSPENSION WIRE	4099854323980
	LN INV 1200 THROUGHWIRING KIT	4099854214820
	LN INV INLINE CONNECTOR	4099854215612
	LN INV CORNER CONNECTOR WT	4099854308093
	LN INV INFILL 600 WT	4099854214882
	LN INV INFILL 1200 WT	4099854214868
	LN INV INFILL 1500 WT	4099854214844

Safety advice

- All electrical connections must be made by a qualified person.

- Caution, risk of electric shock.
- Product in protection class I. All electrically conductive, metallic housing parts that can absorb voltage during operation or during maintenance in the event of a fault must be continuously connected to the protective earthing conductor.

DOWNLOAD DATA

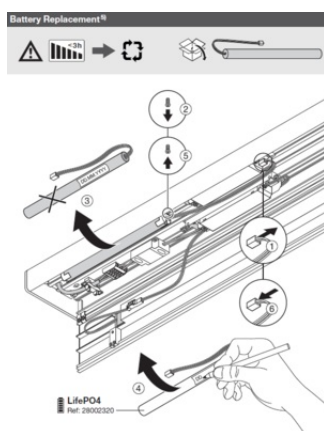
Documents and certificates		Document name
	User instruction / safety instructions	LN INV D/DI 1200/1500 P DA EL
	Legal information	Safety Insert G11205497
	Legal information	Legal Insert G11235610
	Legal information	Informationstext 18 Abs 4 ElektroG
	Legal information	LN IND DALI EM
Photometric and lighting design files		Document name
	IES file (IES)	LN INV D 1200 P 40W 930 DAVR EM WT
	LDT file (Eulmdat)	LN INV D 1200 P 40W 930 DAVR EM WT
	UGR file (UGR table)	LN INV D 1200 P 40W 930 DAVR EM WT
	Light distribution curve type cone	LN INV D 1200 P 40W 930 DAVR EM WT
	Light distribution curve type polar	LN INV D 1200 P 40W 930 DAVR EM WT
CAD/BIM files		Document name
	CAD STEP 3D	LN INV D 1200 G2

LOGISTICAL DATA

Product code	Packaging unit (Pieces/Unit)	Dimensions (length x width x height)	Gross weight	Volume
4099854249389	Folding box 1	178 mm x 1,263 mm x 103 mm	4140.00 g	23.16 dm³
4099854249396	Shipping box 2	1,297 mm x 197 mm x 224 mm	9680.00 g	57.23 dm³

The mentioned product code describes the smallest quantity unit which can be ordered. One shipping unit can contain one or more single products. When placing an order, for the quantity please enter single or multiples of a shipping unit.

ADDITIONAL CATALOG INFORMATION



LINEAR INdILED [®] DIRECT DALI	Driver	mA	W	lm	lm/W	MT
LN INV D 1200 P 40W 930 DA EL WT	OSRAM OTI DALI 50/ 220-240/1A4 NFC L	500	35	3100	124	✓
		800	30	3700	123	✓
		700	34	4000	120	✓
		800	40	4800	120	Phos [®]
LN INV D 1200 P 40W 930 DA EL BK	OSRAM OTI DALI 50/ 220-240/1A4 NFC L	500	35	3100	124	✓
		800	30	3700	123	✓
		700	34	4000	120	✓
		800	40	4800	120	Phos [®]
LN INV D 1200 P 40W 940 DA EL WT	OSRAM OTI DALI 50/ 220-240/1A4 NFC L	500	35	3100	124	✓
		800	30	3700	123	✓
		700	34	4000	120	✓
		800	40	4800	120	Phos [®]
LN INV D 1200 P 40W 940 DA EL BK	OSRAM OTI DALI 50/ 220-240/1A4 NFC L	500	35	3100	124	✓
		800	30	3700	123	✓
		700	34	4000	120	✓
		800	40	4800	120	Phos [®]

	BATTERY ¹⁾ IN	TEST ¹⁾	W	lm	MAINTAINED ¹⁾ NON-MAINTAINED ¹⁾
LINEAR INdILED [®] 3K	LiFePO ₄ - 3h	automatic ¹⁾	2.3	400	Maintained/Non-maintained
LINEAR INdILED [®] WT	LiFePO ₄ - 3h	automatic ¹⁾	2.3	440	Maintained/Non-maintained

Testing Instructions¹⁾

Control LED ¹⁾	Luminaire Status ¹⁾	Control LED ¹⁾
	Normal ¹⁾	Green ¹⁾
Emergency ¹⁾	Emergency ¹⁾	OFF
	Testing ¹⁾	Green ¹⁾
Load failure ¹⁾	Load failure ¹⁾	Red ¹⁾
	Battery failure ¹⁾	Red ¹⁾
Charging failure ¹⁾	Charging failure ¹⁾	Red ¹⁾
	Charging failure ¹⁾	Red ¹⁾

Test ¹⁾	Automatic ¹⁾
Initialization ¹⁾ ≥ 48h Normal	Automatic ¹⁾
Daily check of Control LED ¹⁾	Green ¹⁾
Monthly/Weekly functional test ¹⁾ (EN 50172) 30s	Automatic test once every 7 days ¹⁾
Yearly duration test ¹⁾ (EN 50172) 2h	Automatic test once every 52 weeks ¹⁾

References / Links

– For Guarantee see www.ledvance.com/guarantee

DISCLAIMER

Subject to change without notice. Errors and omission excepted. Always make sure to use the most recent release.