

PRODUCT DATASHEET

ETI DALI 75/220-240/1A4 LT2 L

ICUTRONIC INTELLIGENT - DALI (SELV) | Linear constant current LED driver - Dimmable



Areas of application

- Linear and area lighting
- Linear lighting for office, education, industry, storage areas and retail
- Installation in emergency lighting systems according to IEC 61347-2-13, appendix J, except those used in high-risk task areas, i.e. those systems must not be used in workplaces where operators and other occupants of the premises are involved in potentially dangerous processes or situations.
- Suitable for luminaires of protection class I

Product benefits

- Versatile SELV DALI driver up to 75 W due to flexible output characteristic
- Fully programmable via software (DALI Interface)
- Flexible current setting (RSet)
- Lifetime: up to 100,000 h (temperature at T_c = 65 °C, max. 10 % failure rate)
- High-quality dimming of 10...100 % by amplitude dimming
- No TouchDIM nor Corridor Function
- Higher quality of light thanks to < 3 % output ripple current
- High efficiency
- Low standby consumption ≤ 0.5 W
- Fulfill safety requirement due to overload, overtemperature, Hot Plug protection

Product features

- Line frequency: 0 Hz | 50 Hz | 60 Hz
- Versatile scope of application due to output power range of up to 71.4 W
- Supply voltage: 220...240 V
- Available with output current range: up to 1,400 mA
- SELV driver

TECHNICAL DATA

Electrical data

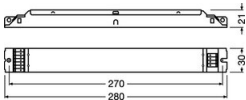
Nominal wattage	79.00 W
Nominal output power	12.0...71.4 W
Nominal voltage	220...240 V
Nominal output voltage	20...51 V
Input voltage AC	198...264 V
Input voltage DC	176...276 V
U-OUT (working voltage)	< 60 V
Nominal current	1.4 A
Nominal output current	600...1400 mA
Inrush current	≤ 20 A
Output current tolerance	±7 %
Output ripple current (100 Hz)	< 3 %
Mains frequency	0/50/60 Hz
Total harmonic distortion	< 20 %
Power factor λ	0.98
ECG efficiency	89 % ¹⁾
Device power loss	7 W
Max. ECG no. on circuit breaker 10 A (B)	10
Max. ECG no. on circuit breaker 16 A (B)	18
Max. ECG no. on circuit breaker 25 A (B)	-
Surge capability (L/N-Ground)	2 kV
Surge capability (L-N)	1 kV
Galvanic isolation	SELV
Operating frequency	0/50/60 Hz
Flickering metric (Pst LM)	≤1

¹⁾ at 230 V, 50 Hz

Photometrical data

Flickering metric (Pst LM)	≤1
Stroboscope effect metric (SVM)	≤0.4

Dimensions & Weight



Length	280.00 mm
Mounting hole spacing, length	270,0 mm
Width	30.00 mm
Height	21.00 mm
Cable cross-section, input side	0.5...1.5 mm ²
Cable cross-section, output side	0.5...1.5 mm ²
Wire preparation length, input side	8.0...9.0 mm
Wire preparation length, output side	8.0...9.0 mm
Product weight	170.00 g

Colors & materials

Product color	White
Casing material	Metal
Body material	Metal

Temperatures & operating conditions

Ambient temperature range	-25...+50 °C
Maximum temperature at tc test point	75 °C
Max.housing temperature in case of fault	110 °C
Permitted rel. humidity during operation	5...85 %

Lifespan

ECG lifetime	50000 h / 100000 h ¹⁾
--------------	----------------------------------

1) At maximum T_c = 65°C / 10% failure rate / At maximum T_c = 75°C / 10% failure rate

Additional product data

Encapsulated	No
--------------	----

Capabilities

Dimmable	No
Dimming interface	DALI2
Dimming range	10...100 %
Overheating protection	Automatic reversible
Overload protection	Automatic reversible
No-load proof	Yes
Short-circuit protection	Automatic reversible
Max. cable length to lamp/LED module	2,0 m
Suitable for fixtures with prot. class	I

Suitable for emergency lighting	Yes
Type of connection, output side	Push terminal

Certificates & Standards

Approval marks – approval	CE / ENEC 05 / EL / EAC / CCC / BIS / RCM
Standards	Acc. to EN 61347-1 / Acc. to EN 61347-2-13 / Acc. to EN 62386 / Acc. to EC 61000-3-2 / Acc. to IEC 61000-3-3 / Acc. to IEC 61547
Protection class	II
Type of protection	IP20





LOGISTICAL DATA

Temperature range at storage	-40...+85 °C
------------------------------	--------------

Energy labelling regulation data acc EU 2019/2015

Networked standby power for CLS	<0.50 W
---------------------------------	---------

DOWNLOAD DATA

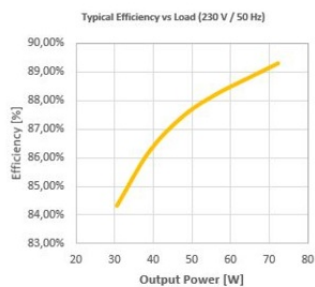
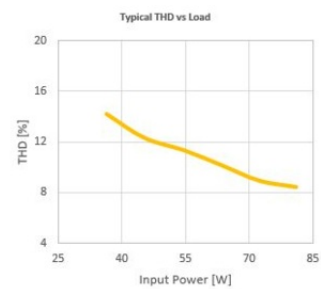
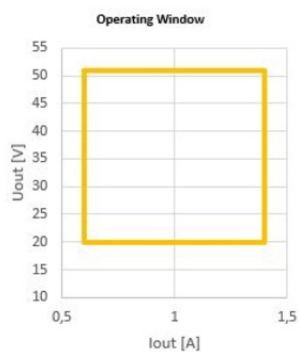
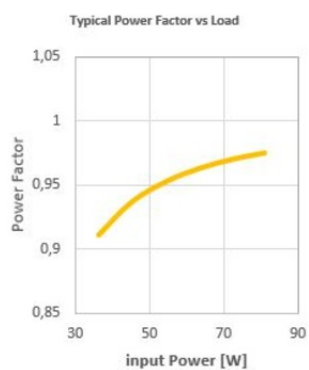
Documents and certificates		Document name
	User instruction / safety instructions	ETI DALI LT2 L
	User instruction / safety instructions	ETI DALI 75 1A4 LT2 L
	Declarations of conformity	ETI DALI LT2 L
	Declarations of conformity UKCA	ETI DALI LT2 L

LOGISTICAL DATA

Product code	Packaging unit (Pieces/Unit)	Dimensions (length x width x height)	Gross weight	Volume
4062172126250	Unpacked 1	280 mm x 30 mm x 21 mm	170.00 g	0.18 dm ³
4062172126267	Shipping box 20	303 mm x 159 mm x 105 mm	3900.00 g	5.06 dm ³

The mentioned product code describes the smallest quantity unit which can be ordered. One shipping unit can contain one or more single products. When placing an order, for the quantity please enter single or multiples of a shipping unit.

ADDITIONAL CATALOG INFORMATION



DISCLAIMER

Subject to change without notice. Errors and omission excepted. Always make sure to use the most recent release.