

# PRODUCT DATASHEET

## MANUAL CONTROL UNIT SELECT DIRECT

### 100-240 TW RGB ZB

MANUAL CONTROL UNIT SELECT DIRECT | Manual control unit for up-to 40 lights, enables Tunable White / RGB lighting functions, exchangeable cover



#### Areas of application

- Meeting and conference rooms
- Restaurants
- Shop lighting
- Private homes

#### Product benefits

- Simple, intuitive operation
- Manual dimming, switching and saving of light settings
- Offers combined RGB and TW control
- Individual adjustment of the brightness level and color temperature
- Interchangeable front cover compatible with ABB, GIRA, JUNG, SCHNEIDER, BERKER, SIEMENS
- Behavior after power interruption can be set
- Low maintenance through mains power operation
- Optional surface mount frame available
- Works without gateway in Direct Easy or with Vivares Zigbee

#### Product features

- Zigbee 3.0 certified control device for installation in standard flush-mounted boxes
- Rotary knob for manual light control
- Tunable white, RGB, RGB plus TW control mode, adjustable via turn key
- Direct commissioning via bluetooth possible
- Compatible with Zigbee 3.0 hubs and controls

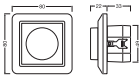
– Number of Zigbee lights up to 40

TECHNICAL DATA

Electrical data

Nominal wattage	3.12 W
Nominal voltage	100...240 V
Nominal current	13 mA
Mains frequency	50...60 Hz

Dimensions & Weight



Length	80.00 mm
Width	80.00 mm
Height	53.00 mm
Cable cross-section, input side	0.5...1.5 mm <sup>2</sup>
Wire preparation length, input side	6...7 mm
Product weight	122.00 g

Colors & materials

Product color	White
Body material	Polycarbonate (PC)

Temperatures & operating conditions

Ambient temperature range	-20...+50 °C
Temperature range in operation	-25...+50 °C

Lifespan

Number of switching cycles	50000
----------------------------	-------

Additional product data

Product remark	Available from September 2025
Commissioning App	App (Android/ iOS)

Capabilities

Dimmable	No
Dimming interface	Zigbee 3.0
Dimming range	1...100 %

Type of installation	Integrated in flush device box
----------------------	--------------------------------

### Certificates & Standards

Standards	CE / ROHS / REACH
Protection class	II
Type of protection	IP20

### LOGISTICAL DATA

Temperature range at storage	-40...+85 °C
------------------------------	--------------







### EQUIPMENT / ACCESSORIES

- SURFACE MOUNT FRAME for installation on walls without flush box

### Safety advice

- All electrical connections must be made by a qualified person.
- Caution, risk of electric shock.

### DOWNLOAD DATA

Documents and certificates		Document name
	User instruction / safety instructions	MCU SELECT DIRECT
	Legal information	Informationstext 18 Abs 4 ElektroG
	Legal information	Safety Insert MCU SELECT DIRECT AND SENSOR DIRECT
	Legal information	App Download guide
	Declarations of conformity	MCU SELECT DIRECT 100-240 TW RGB ZB
	Declarations of conformity UKCA	MCU SELECT DIRECT 100 240 TW RGB ZB

### LOGISTICAL DATA

Product code	Packaging unit (Pieces/Unit)	Dimensions (length x width x height)	Gross weight	Volume
4099854476334	Folding box 1	110 mm x 100 mm x 60 mm	162.00 g	0.66 dm <sup>3</sup>
4099854476341	Shipping box 30	320 mm x 320 mm x 250 mm	5460.00 g	25.60 dm <sup>3</sup>

The mentioned product code describes the smallest quantity unit which can be ordered. One shipping unit can contain one or more single products. When placing an order, for the quantity please enter single or multiples of a shipping unit.

---

### References / Links

– For current information see [www.ledvance.com/light-management-systems](http://www.ledvance.com/light-management-systems)

---

### DISCLAIMER

Subject to change without notice. Errors and omission excepted. Always make sure to use the most recent release.