

# PRODUCT DATASHEET

## DL CMFT D250 P 42W MS 940 U19 WT

DOWNLIGHT COMFORT UGR19 | Downlight luminaires with aluminum housing, high luminous efficacy and low glare



PERFOR-  
MANCE  
CLASS

### Areas of application

- Direct replacement for recessed luminaires with fluorescent lamps
- Offices, conference rooms
- Reception areas, foyers, corridors, elevators

### Product benefits

- Homogenous light distribution and reduced glare  $UGR \leq 19$
- Energy savings thanks to high system efficacy: up to 120 lm/W
- Highly versatile due to Multi Select functions
- High color rendering index CRI > 90
- External driver for extended flexibility and easy installation
- Through wiring possible via additional connector box accessory
- Type of protection: IP44
- Easy installation with fast connection
- Further variants with DALI-2 driver, Zigbee driver or Emergency Conversion Kit available

### Product features

- Aluminum luminaires with 4 different cut-outs and mirror-finished reflector  $UGR \leq 19$
- Very homogenous light distribution
- External driver with Multi Lumen function of up to 5000 lm



- Multi Color function
- Consistent lighting color  $\leq 3$  SDCM
- Lifetime (L70/B50) 100,000 h at 25 °C

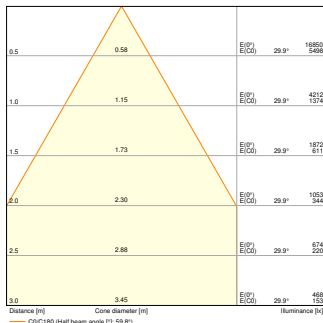
## TECHNICAL DATA

### Electrical data

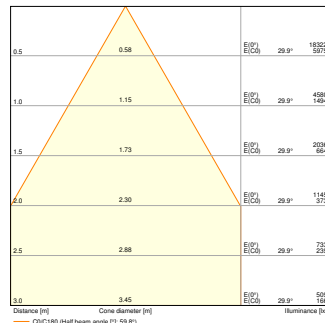
Nominal wattage	42 W / 36 W / 30 W
Nominal voltage	220...240 V
Mains frequency	50...60 Hz
Nominal current	190/162/138 mA
Inrush current	26.4 A
Inrush current time $T_{h50}$	189 $\mu$ s
Max. number of luminaires per miniature circuit breaker B16	14
Max. number of luminaires per miniature circuit breaker C10	12
Max. number of luminaires per miniature circuit breaker C16	19
Power factor $\lambda$	$\geq 0.90$
Total harmonic distortion	$\leq 15\%$
Protection class	III
Operating mode	External LED driver

### Photometrical data

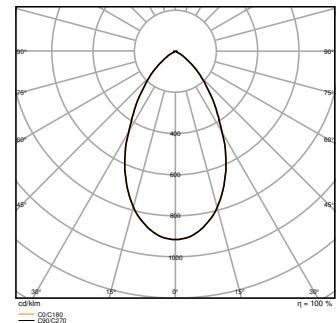
Luminous flux	5000 lm / 4200 lm / 3600 lm
Luminous efficacy	120 lm/W
Color temperature	3000 K / 4000 K
Reference control setting of contained light source (Kelvin)	4000 K
Light color (designation)	Warm White / Cool White
Color rendering index Ra	> 90
Standard deviation of color matching	$\leq 3$ sdc <sub>m</sub>
Luminous intensity	-
Flickering metric (Pst LM)	<1
Stroboscope effect metric (SVM)	<0.4
Photobiological safety group acc. to EN62778	RG0
Photobiological safety group acc. to EN62471	RG0
Beam angle	60 °
UGR	< 19



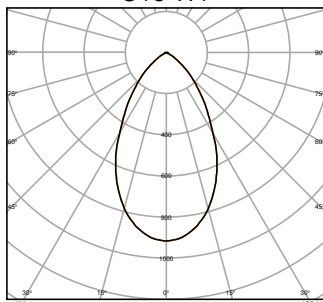
DL CMFT D250 P 42W MS 930  
U19 WT



DL CMFT D250 P 42W MS 940  
U19 WT



DL CMFT D250 P 42W MS 930  
U19 WT



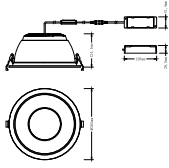
DL CMFT D250 P 42W MS 940  
U19 WT

Adjustable attributes

Nominal wattage	Color temperature	Luminous flux	Luminous efficacy
42 W	3000 K	4600 lm	110 lm/W
42 W	4000 K	5000 lm	120 lm/W
36 W	3000 K	3850 lm	110 lm/W
36 W	4000 K	4200 lm	120 lm/W
30 W	3000 K	3300 lm	110 lm/W
30 W	4000 K	3600 lm	120 lm/W

Dimensions & Weight

Diameter	265.00 mm
Height	124.00 mm
Product weight	785.00 g



DL CMFT D250 P 42W MS 940  
U19 WT

### Materials & Colors

Product color	White
Housing color	White
Body material	Aluminum
Cover material	Polycarbonate (PC)
Glow Wire Test according to IEC 60695-2-12	650 °C
Mercury content	0.0 mg

### Application & Mounting

Ambient temperature range	-20...+40 °C
Temperature range at storage	-20...+80 °C
Type of connection	Screwless terminal, 2-Pole (L, N)
Type of protection	IP44/IP20
Protection class IK (shock resistance)	IK03
Dimmable	No
Mounting type	Recessed
Mounting location	Ceiling / Wall
Application environment	Indoor
Mounting width	250 mm
Mounting diameter	250 mm
Mounting depth	124 mm
With light source	Yes
Replaceable light source	No

### Lifespan

Lifespan L70/B50 at 25 °C	100000 h <sup>1)</sup>
---------------------------	------------------------

Lifespan L80/B10 at 25 °C	70000 h <sup>1)</sup>
Lifespan L80/B50 at 25 °C	70000 h
Lifespan L90/B10 at 25 °C	40000 h
Number of switching cycles	30000

1) t[h]: L70 / B50 @ 25 °C (Ta), t[h]: L80 / B10 @ 25 °C (Ta), t[h]: L90 / B10 @ 25 °C (Ta)

### Control gear

Output current	1050/900/760 mA
ECG - Output ripple current	≤ 10 %
ECG - Length	120 mm
ECG - Width	41 mm
ECG - Height	28,5 mm
Recommended control gear	BD-PB42ML-40A0

### Emergency lighting

Type of Emergency Lighting (EL)	Optional EL unit (battery and controller) for decentral operation available separately
Type of emergency operation test	None
Wattage in emergency operation mode	3 W
Luminous flux in emergency operation mode	359 lm


### Certificates & Standards





Standards	ENEC / CE / UKCA / EAC / CB
Luminaire with limited surface temperature, "D sign"	No
Ball shot safe	No
Replaceable light source (EPREL)	Not replaceable

### Additional product data

Added function	MULTI SELECT
----------------	--------------

### Accessories Optional

Product image	Product name	EAN
	DL CMFT FRAME D250 WT	4099854500145

Product image	Product name	EAN
	DL CMFT FRAME D250 GY	4099854500183
	DL CMFT FRAME D250 BK	4099854500169
	DL CMFT EXCH RING D250 GY	4099854515491
	DL CMFT EXCH RING D250 BK	4099854515378





**EQUIPMENT / ACCESSORIES**



















- Surface mounting frame options available
- Security rope for luminaire included
- External control gear included
- Suitable for use with separate Emergency Conversion Box

**Safety advice**


- All electrical connections must be made by a qualified person.
- Caution, risk of electric shock.
- The luminaires are not suitable for covering with thermally insulated material.

**DOWNLOAD DATA**

Documents and certificates	Document name
 User instruction / safety instructions	DL CMFT FRAME_EXCH RING
 Legal information	Informationstext 18 Abs 4 ElektroG
 Legal information	DL CMFT
 Legal information	LUM PANELS_SI

Documents and certificates		Document name
	Legal information	Legal Insert G11120030
	Legal information	EM Insert DL CMFT
	Declarations of conformity	DL CMFT
	Declarations of conformity UKCA	DL CMFT
Photometric and lighting design files		Document name
	IES file (IES)	DL CMFT D250 P 42W MS 930 U19 WT
	IES file (IES)	DL CMFT D250 P 42W MS 940 U19 WT
	LDT file (Eulumdat)	DL CMFT D250 P 42W MS 930 U19 WT
	LDT file (Eulumdat)	DL CMFT D250 P 42W MS 940 U19 WT
	ULD file (DIALux)	DL CMFT D250 P 42W MS 940 U19 WT
	ROLF file (RELUX)	DL CMFT D250 P 42W MS 940 U19 WT
	UGR file (UGR table)	DL CMFT D250 P 42W MS 930 U19 WT
	UGR file (UGR table)	DL CMFT D250 P 42W MS 940 U19 WT
	Light distribution curve type cone	DL CMFT D250 P 42W MS 930 U19 WT
	Light distribution curve type cone	DL CMFT D250 P 42W MS 940 U19 WT
	Light distribution curve type polar	DL CMFT D250 P 42W MS 930 U19 WT
	Light distribution curve type polar	DL CMFT D250 P 42W MS 940 U19 WT
CAD/BIM files		Document name
	BIM Revit 3D	DL CMFT MS
	CAD STEP 3D	DL CMFT D250 MS U19



Tender texts	Document name
 Tender documents	DOWNLIGHT COMFORT UGR19 D250 P 42W MS 940 U19 WT-en

## LOGISTICAL DATA

Product code	Packaging unit (Pieces/Unit)	Dimensions (length x width x height)	Gross weight	Volume
4099854491160	Folding box 1	285 mm x 285 mm x 150 mm	1049.00 g	12.18 dm <sup>3</sup>
4099854491177	Shipping box 4	590 mm x 585 mm x 175 mm	5582.00 g	60.40 dm <sup>3</sup>

The mentioned product code describes the smallest quantity unit which can be ordered. One shipping unit can contain one or more single products. When placing an order, for the quantity please enter single or multiples of a shipping unit.

## References / Links

– For Guarantee see [www.ledvance.com/guarantee](http://www.ledvance.com/guarantee)

## DISCLAIMER

Subject to change without notice. Errors and omission excepted. Always make sure to use the most recent release.