


# PRODUCT DATASHEET

## SPOT FRAME 100X300 3X D68 WT

SPOT FRAME D68 | Replaceable frame with diameter 68 mm in square shape



### Areas of application

- General illumination
- Hotel rooms and corridors
- Bars, restaurants
- Accent lighting
- Galleries, museums
- Residential interiors

### Product benefits

- Frame enables the change of the design from round to square shape

### Product features

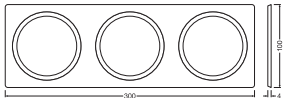
- Steel-sheet housing
- Available in 3 different sizes
- Available in 3 different colors: white, black and silver
- Suitable only for LEDVANCE SPOT GEN 2 with 68 mm cut-out in recessed ceilings



TECHNICAL DATA

Dimensions & Weight

Length	300 mm
Width	100 mm
Height	4 mm
Product weight	165.00 g



SPOT FRAME 100X300 3X D68  
WT


Materials & Colors

Product color	White
RAL Color (most similar)	RAL 9016
Body material	Steel

Application & Mounting

Ambient temperature range	-20...+40 °C
Mounting type	Recessed
Mounting location	Ceiling
Replaceable light source	No

DOWNLOAD DATA

Tender texts		Document name
	Tender documents	SPOT FRAME D68 100X300 3X D68 WT-en

LOGISTICAL DATA

Product code	Packaging unit (Pieces/Unit)	Dimensions (length x width x height)	Gross weight	Volume
4099854460203	BAG 1	320 mm x 115 mm x 2 mm	168.00 g	0.07 dm³

Product code	Packaging unit (Pieces/Unit)	Dimensions (length x width x height)	Gross weight	Volume
4099854460210	Shipping box 20	328 mm x 123 mm x 98 mm	3395.00 g	3.95 dm <sup>3</sup>
4099854460227	Shipping box 40	340 mm x 255 mm x 110 mm	7240.00 g	9.54 dm <sup>3</sup>

The mentioned product code describes the smallest quantity unit which can be ordered. One shipping unit can contain one or more single products. When placing an order, for the quantity please enter single or multiples of a shipping unit.

DISCLAIMER

Subject to change without notice. Errors and omission excepted. Always make sure to use the most recent release.