

PRODUCT DATASHEET

DULUX LED L55 EXTERNAL PERFORMANCE

24W 830 2G11

DULUX LED L EXTERNAL PERFORMANCE | DULUX LED L EXTERNAL for LED DRIVER DALI



Areas of application

- Shops, hotels and restaurants
- Public buildings

Product benefits

- Simple and quick upgrade to dimmable LED system
- Hassle free application, no ballast compatibility check necessary
- Easy installation with fast connection

Product features

- LED replacement for conventional compact fluorescent lamps 2G11 base
- Conventional form factor fits into existing luminaires
- Long lifetime up to 50,000 h
- Compatible with LED driver DR DALI-P -30/220-240/700 (4058075845367)
- Compatible with LED DRIVER LED TUBE EXTERNAL DALI P (4099854295157, 4099854295171)
- Quality dimming of 1...100 %



TECHNICAL DATA

Electrical data

Nominal wattage	24 W
Construction wattage	24.00 W
Nominal voltage	60 V
Operating mode	EXT ¹⁾
Claimed equiv. conventional lamp power	55 W
Nominal current	600 mA
Type of current	DC
Input voltage DC	< 60 V
Operating frequency	0 Hz
Mains frequency	0 Hz
Power factor λ	0.90

1) Designed to power with LEDVANCE LED DRIVER

Photometrical data

Luminous flux	3050 lm
Luminous efficacy	127 lm/W
Lumen main.fact.at end of nom.life time	0.96
Light color (designation)	Warm White
Color temperature	3000 K
Color rendering index Ra	80
Light color	830
Standard deviation of color matching	≤6 sdc _m
Rated LLMF at 6,000 h	0.90
Flickering metric (Pst LM)	<1
Stroboscope effect metric (SVM)	<0,4



EPREL data spectral diagram PROF
LEDr 3000K

Light technical data

Beam angle	140 °
Warm-up time (60 %)	< 0.50 s
Starting time	< 0.5 s

Dimensions & Weight



Overall length	537.00 mm
Length with base excl. base pins/connection	530.5 mm
Diameter	43.60 mm
Tube diameter	17,0 mm
Maximum diameter	44 mm
Product weight	144.00 g

Temperatures & operating conditions

Ambient temperature range	-20...+50 °C ¹⁾
Maximum temperature at tc test point	75 °C

1) Temperature surrounding the lamp - for enclosed luminaires: temperature inside of the luminaire

Lifespan

Lifespan L70/B50 at 25 °C	50000 h
Number of switching cycles	200000
Lumen maintenance at end of service lifetime	0.70
Rated lamp survival factor at 6,000 h	0.90

Additional product data

Base (standard designation)	2G11
Mercury content	0.0 mg
Mercury-free	Yes

Capabilities

Dimmable	Yes
----------	-----

Certificates & Standards

Energy efficiency class	E ¹⁾
Energy consumption	24.00 kWh/1000h
Type of protection	IP20
Standards	CE / UKCA / EAC
Photobiological safety group acc. to EN62778	RG0

¹⁾ Energy efficiency class (EEC) on a scale of A (highest efficiency) to G (lowest efficiency)

Country-specific categorizations

Order reference	DULUX LED L55 E
-----------------	-----------------

LOGISTICAL DATA




Temperature range at storage	-20...+80 °C
------------------------------	--------------

Energy labelling regulation data acc EU 2019/2015

Lighting technology used	LED
Non-directional or directional	NDLS
Mains or non-mains	NMLS
Light source cap-type (or other electric interface)	2G11
Connected light source (CLS)	No
Color-tuneable light source	No
Envelope	No
High luminance light source	No
Anti-glare shield	No
Correlated colour temperature type	SINGLE_VALUE
Standby power	0 W
Claim of equivalent power	No
Length	537.00 mm
Height	43.60 mm
Width	43.60 mm
Chromaticity coordinate x	0,433
Chromaticity coordinate y	0,403
R9 Colour rendering index	1
Beam angle correspondence	SPHERE_360

Survival factor	0.90
Displacement factor	0.90
LED light source replaces a fluorescent light source	No
EPREL ID	2200747
Model number	AC70743





Accessories Mandatory






Product image	Product name	EAN
	DR DALI-P -30/220-240/700	4058075845367
	DR EXTERNAL DALI -1X7-37W 220-240	4099854295157
	DR EXTERNAL DALI -2X7-26W 220-240	4099854295171

Safety advice

- Operation in outdoor applications in suitable damp-proof luminaires possible according to data sheet and installation instruction.
- In case of doubt regarding suitability of the application please measure Tc max temperature on the product prior to installation.
- Disconnect mains before installation.

DOWNLOAD DATA

Documents and certificates	Document name
 User instruction / safety instructions	
 Legal information	Informationstext 18 Abs 4 ElektroG
 Declarations of conformity	DULUX LED EXT P
 Declarations of conformity UKCA	DULUX LED EXT P

Photometric and lighting design files		Document name
	IES file (IES)	DULUX LED L55 EXT P 24W 830 2G11 LEDV
	LDT file (Eulumdat)	DULUX LED L55 EXT P 24W 830 2G11 LEDV
	Light distribution curve type cone	DULUX LED L55 EXT P 24W 830 2G11 LEDV
	Light distribution curve type polar	DULUX LED L55 EXT P 24W 830 2G11 LEDV
	Spectral power distribution	EPREL data spectral diagram PROF LEDr 3000K

LOGISTICAL DATA

Product code	Packaging unit (Pieces/Unit)	Dimensions (length x width x height)	Gross weight	Volume
4099854495571	Folding box 1	27 mm x 47 mm x 588 mm	214.00 g	0.75 dm ³
4099854495588	Shipping box 10	604 mm x 251 mm x 79 mm	2315.00 g	11.98 dm ³

The mentioned product code describes the smallest quantity unit which can be ordered. One shipping unit can contain one or more single products. When placing an order, for the quantity please enter single or multiples of a shipping unit.

References / Links

– For Guarantee see www.ledvance.com/guarantee

DISCLAIMER

Subject to change without notice. Errors and omission excepted. Always make sure to use the most recent release.