


PRODUCT DATASHEET

DR ZIGBEE NF P 30W 220-240V 0A7 OEM

LED DRIVER ZIGBEE DIRECT PERFORMANCE | Compact constant LED driver with Zigbee dimming interface



Areas of application

- Luminaires of protection class I and II
- Indoor SELV installations
- Suitable for LED T5 FC EXTERNAL P
- Emergency lighting systems (DC capable)
- Cove lighting
- Offices
- Education
- Storage areas
- Retail

Product benefits

- Zigbee 3.0 and Zigbee Direct via Bluetooth Low Energy (BLE)
- Flexible NFC current settings on device in 1 mA steps
- Consumption and diagnostic data via Zigbee
- Low flickering enables high light quality as well as good visual comfort
- High-quality dimming of 1...100 %
- Toolless installation

Product features

- Available with an output current range: from 200...750 mA (30 W)
- Available with an output current range: from 600...1,200 mA (45 W)
- Type of installation: independent and built-in
- Suitable for emergency lighting fixtures acc. to EN 60598-2-2 with via NFC adjustable emergency output factor (EOF)
- Quick and easy current setting via NFC
- Very long lifetime: up to 100,000 h
- Supply voltage: 220...240 V
- Operated with Safety extra-low voltage (SELV): < 60 V

TECHNICAL DATA

Electrical data

Nominal wattage	30.00 W
Nominal output power	30 W
Nominal voltage	220...240 V
Nominal output voltage	10...52 V
Input voltage range	198...264 V
Input voltage AC	198...264 V ¹⁾
Input voltage DC	178...280 V
U-OUT (working voltage)	10...52 V
Type of current	DC
Nominal current	170 mA
Nominal output current	200...750 mA ²⁾
Inrush current	4.88 A
Output current tolerance	+/- 3 %
Output ripple current (120 Hz)	+/- 3.0 %
Mains frequency	0/50/60 Hz
Total harmonic distortion	< 10 % ³⁾
Power factor λ	≥ 0.97 ³⁾
ECG efficiency	> 88 %
Device power loss	< 4 W
Max. ECG no. on circuit breaker 10 A (B)	51
Max. ECG no. on circuit breaker 16 A (B)	82
Max. ECG no. on circuit breaker 25 A (B)	128
Max. ECG no. on circuit breaker 32 A (B)	164
Max. ECG no. on circuit breaker 10 A (C)	51
Max. ECG no. on circuit breaker 16 A (C)	82
Max. ECG no. on circuit breaker 25 A (C)	128
Max. ECG no. on circuit breaker 32 A (C)	164
Surge capability (L/N-Ground)	2 kV
Surge capability (L-N)	1 kV
Galvanic isolation	SELV
Operating frequency	0/50/60 Hz
Power loss in stand-by mode	≤ 0.3 W

¹⁾ Permitted voltage range

²⁾ Tunable at 1 mA steps, +/- 3 % at full load

³⁾ Full load at 230 V/50 Hz

Dimensions & Weight



Length	118.20 mm
Mounting hole spacing, length	109 mm
Width	45.00 mm
Height	25.00 mm
Cable cross-section, input side	0.5...1.5 mm ²
Cable cross-section, output side	0.5...1.5 mm ²
Prewired	No
Wire preparation length, input side	6...7 mm
Wire preparation length, output side	6...7 mm
Product weight	127.9 g

Colors & materials

Product color	White
Casing material	Plastic
Body material	Plastic

Temperatures & operating conditions

Ambient temperature range	-20...+50 °C
Maximum temperature at tc test point	80 °C
Max.housing temperature in case of fault	<110 °C
Temperature range in operation	-20...+50 °C
Permitted rel. humidity during operation	5...85 %

Lifespan

ECG lifetime	100000 h ¹⁾
Number of switching cycles	50000

1) At Tc max. - 10°C

Additional product data

Encapsulated	Yes
--------------	-----

Capabilities

Dimmable	Yes
----------	-----

Dimming interface	Zigbee 3.0 ¹⁾
Dimming range	1...100 %
Overheating protection	Yes
Overload protection	Yes
No-load proof	Yes
Short-circuit protection	Yes
Max. cable length to lamp/LED module	0,8 m
Suitable for fixtures with prot. class	II
Suitable for emergency lighting	Yes
Type of connection, output side	Push terminal

¹⁾ Zigbee Direct via Bluetooth Low Energy (BLE)


Certificates & Standards

Approval marks – approval	CE / UKCA / EAC / ENEC / EL
Standards	Acc. to EN 61347-1 / Acc. to EN 61347-2-13 / Acc. to EN 55015 / Acc. to EN 61547 / Acc. to EN 61000-3-2 / Acc. to EN 62384
Protection class	II
Type of protection	IP20

LOGISTICAL DATA

Temperature range at storage	-40...+85 °C
------------------------------	--------------

Accessories Optional

Product image	Product name	EAN
	DR AY DALI-P CLAMP DUO	4099854400605







EQUIPMENT / ACCESSORIES

- Cable clamps included for trade types

Safety advice

- All electrical connections must be made by a qualified person.
- Caution, risk of electric shock.
- Disconnect mains before installation.
- Do not open enclosure-housing.

DOWNLOAD DATA

Documents and certificates		Document name
	User instruction / safety instructions	DR ZB NF P
	Legal information	Safety insert G11226371 24
	Legal information	Informationstext 18 Abs 4 ElektroG
	Legal information	Legal Insert G11245230 LN T
	Declarations of conformity	LED DRIVER ZIGBEE
	Declarations of conformity UKCA	LED DRIVER ZIGBEE

LOGISTICAL DATA

Product code	Packaging unit (Pieces/Unit)	Dimensions (length x width x height)	Gross weight	Volume
4099854417931	Unpacked 1	118 mm x 45 mm x 25 mm	127.90 g	0.13 dm ³
4099854417948	Shipping box 20	240 mm x 190 mm x 145 mm	2838.00 g	6.61 dm ³

The mentioned product code describes the smallest quantity unit which can be ordered. One shipping unit can contain one or more single products. When placing an order, for the quantity please enter single or multiples of a shipping unit.

DISCLAIMER

Subject to change without notice. Errors and omission excepted. Always make sure to use the most recent release.