

# PRODUCT DATASHEET

## LEDTUBE T8EM V 1200 16 W/4000 K 1200 mm

LED TUBE T8 EM V | Economic LED tubes for electromagnetic control gear (CCG) and AC mains



### Areas of application

- General illumination within ambient temperatures from -20...+45 °C
- Corridors, stairways, parking garages
- Industry
- Warehouses
- Cooling and storage rooms
- Domestic applications
- Supermarkets and department stores

### Product benefits

- No bending thanks to glass tube
- Energy savings of up to 68 % (compared to T8 fluorescent lamp on CCG)
- Quick, simple and safe replacement without rewiring
- Instant-on light, therefore ideally suitable in combination with sensor technology
- Very high resistance to switching loads
- Also suitable for operation at low temperatures

### Product features

- LED replacement for classic T8 fluorescent lamps with G13 socket for use in CCG luminaires or on AC mains
- Low flicker according to EU 2019-2020 ( $SVM \leq 0.4$  /  $PstLM \leq 1$ )
- Single and tandem operation on conventional control gear (0.6 m version)
- Tube made of glass
- Mercury-free and RoHS compliant



- Uniform illumination
- Type of protection: IP20

## TECHNICAL DATA

### Electrical data

|                        |          |
|------------------------|----------|
| Nominal wattage        | 16 W     |
| Nominal voltage        | 230 V    |
| Nominal current        | 125 mA   |
| Operating frequency    | 50/60 Hz |
| Mains frequency        | 50/60 Hz |
| Power factor $\lambda$ | > 0.50   |

### Photometrical data

|                                      |                     |
|--------------------------------------|---------------------|
| Luminous flux                        | 1800 lm             |
| Luminous efficacy                    | 112 lm/W            |
| Light color (designation)            | Cool White          |
| Color temperature                    | 4000 K              |
| Color rendering index Ra             | > 80                |
| Light color                          | 840                 |
| Standard deviation of color matching | ≤6 sdc <sub>m</sub> |

### Light technical data

|               |            |
|---------------|------------|
| Beam angle    | › 160.00 ° |
| Starting time | < 0.5 s    |

### Dimensions & Weight

|                |            |
|----------------|------------|
| Overall length | 1213.60 mm |
| Diameter       | 28.00 mm   |
| Product weight | 96.00 g    |

### Temperatures & operating conditions

|                           |              |
|---------------------------|--------------|
| Ambient temperature range | -20...+45 °C |
|---------------------------|--------------|

### Lifespan

|                            |         |
|----------------------------|---------|
| Lifespan L70/B50 at 25 °C  | 30000 h |
| Number of switching cycles | 100000  |

### Additional product data

|                             |     |
|-----------------------------|-----|
| Base (standard designation) | G13 |
|-----------------------------|-----|

|                 |        |
|-----------------|--------|
| Mercury content | 0.0 mg |
| Mercury-free    | Yes    |

### Capabilities

|          |    |
|----------|----|
| Dimmable | No |
|----------|----|

### Certificates & Standards

|                    |      |
|--------------------|------|
| Type of protection | IP20 |
|--------------------|------|

### Country-specific categorizations

|                 |                |
|-----------------|----------------|
| Order reference | LEDTUBE T8EM V |
|-----------------|----------------|

### Energy labelling regulation data acc EU 2019/2015

|   |            |
|---|------------|
| Lighting technology used                            | LED        |
| Light source cap-type (or other electric interface) | G13        |
| Length  | 1213.60 mm |
| Height  | 28.00 mm   |
| Width   | 28.00 mm   |




### EQUIPMENT / ACCESSORIES

- Suitable for operation with low-loss and conventional control gears

### Safety advice

- Not suitable for operation with electronic control gear.
- Operation in outdoor applications in suitable damp-proof luminaires possible according to data sheet and installation instruction.

### DOWNLOAD DATA

| Photometric and lighting design files  |                                     | Document name              |
|--|-------------------------------------|----------------------------|
|  | IES file (IES)                      | ST8V1.2M 16W840 230V EM PC |
|  | LDT file (Eulumdat)                 | ST8V1.2M 16W840 230V EM PC |
|  | Light distribution curve type polar | ST8V1.2M 16W840 230V EM PC |

### LOGISTICAL DATA

| Product code  | Packaging unit (Pieces/Unit) | Dimensions (length x width x height) | Gross weight | Volume                |
|---------------|------------------------------|--------------------------------------|--------------|-----------------------|
| 4099854309847 | Sleeve<br>1                  | 1,270 mm x 28 mm x 28 mm             | 115.00 g     | 1.00 dm <sup>3</sup>  |
| 4099854309854 | Shipping box<br>25           | 1,322 mm x 158 mm x 176 mm           | 4243.00 g    | 36.76 dm <sup>3</sup> |

The mentioned product code describes the smallest quantity unit which can be ordered. One shipping unit can contain one or more single products. When placing an order, for the quantity please enter single or multiples of a shipping unit.

---

### References / Links

– For current information see [www.ledvance.com/substitute](http://www.ledvance.com/substitute)

---

### Legal advice

– When used to replace a T8 fluorescent lamp the total energy efficiency and light distribution depends on the design of the lighting system.

---

### DISCLAIMER

Subject to change without notice. Errors and omission excepted. Always make sure to use the most recent release.