

# PRODUCT DATASHEET

## Downlight Essential 18W 220mm 865 White

ESSENTIALS DOWNLIGHTS | LED Downlight with plastic housing



---

### Areas of application

- Indoor
- Living areas (living rooms, dining rooms, bedrooms etc.)

---

### Product benefits

- Easy to install and use
- Long lifetime thanks to LED technology
- Cost-effective

---

### Product features

- Type of protection: IP20
- Lifetime up to 25,000 h
- Available with color temperature: 4,000 K, 6,500 K
- Polypropylene housing

---

## TECHNICAL DATA

### Electrical data

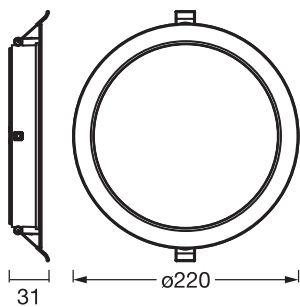
Nominal wattage	18.00 W
Nominal voltage	220...240 V
Mains frequency	50...60 Hz
Nominal current	103.000 mA
Inrush current	20 A
Inrush current time $T_{h50}$	1480 $\mu$ s
Max. number of luminaires per miniature circuit breaker B16	37
Max. number of luminaires per miniature circuit breaker C10	30
Max. number of luminaires per miniature circuit breaker C16	48
Power factor $\lambda$	> 0.5
Total harmonic distortion	< 87 %
Protection class	II
Operating mode	External LED driver

### Photometrical data

Luminous flux	1650 lm
Total luminous flux of contained light sources	1900 lm
Luminous efficacy	92 lm/W
Color temperature	6500 K
Light color (designation)	Cool Daylight
Color rendering index Ra	80
Standard deviation of color matching	6 sdcm
Photobiological safety group acc. to EN62778	RG0
Beam angle	110 °

### Dimensions & Weight

Diameter	220.00 mm
Height	31.00 mm
Product weight	176.00 g



DL ESSENTIAL 18W 220MM  
840/865 WT 10X6

Materials & Colors

Product color	White
Housing color	White
Body material	Polypropylene (PP)
Cover material	Polypropylene (PP)
Glow Wire Test according to IEC 60695-2-12	650 °C

Application & Mounting

Ambient temperature range	-20...+40 °C
Type of connection	Screw terminal
Type of protection	IP20
Protection class IK (shock resistance)	IK03
Dimmable	No
Mounting type	Recessed
Mounting location	Ceiling
Application environment	Indoor
Mounting diameter	200 mm
Mounting depth	50 mm
With light source	Yes
Replaceable light source	No

Lifespan

Lifespan L70/B50 at 25 °C	25000 h <sup>1)</sup>
Number of switching cycles	12500

<sup>1)</sup> t[h]: L70 / B50 @ 25 °C (Ta), t[h]: L80 / B10 @ 25 °C (Ta), t[h]: L90 / B10 @ 25 °C (Ta)




Certificates & Standards

Standards	CE / UKCA
Luminaire with limited surface temperature, "D sign"	No
Replaceable light source (EPREL)	Not replaceable

### Safety advice

- Luminaire must be disconnected from mains during installation, maintenance and cover removal

### DOWNLOAD DATA

Documents and certificates		Document name
	User instruction / safety instructions	Downlight Essential
	Declarations of conformity	DL ESSENTIAL AND TRACKLIGHT
	Declarations of conformity UKCA	DL ESSENTIAL AND TRACKLIGHT

### LOGISTICAL DATA

Product code	Packaging unit (Pieces/Unit)	Dimensions (length x width x height)	Gross weight	Volume
4058075845138	Folding box 6	229 mm x 199 mm x 238 mm	1194.00 g	10.85 dm <sup>3</sup>
4058075845145	Shipping box 60	1,007 mm x 474 mm x 264 mm	13774.00 g	126.01 dm <sup>3</sup>

The mentioned product code describes the smallest quantity unit which can be ordered. One shipping unit can contain one or more single products. When placing an order, for the quantity please enter single or multiples of a shipping unit.

### DISCLAIMER

Subject to change without notice. Errors and omission excepted. Always make sure to use the most recent release.