

PRODUCT DATASHEET

ST8E-EM 20 W/4000 K 1500 mm

LED TUBE T8 ENTRY EM | LED tubes for electromagnetic control gear (CCG)



Product benefits

- No bending thanks to glass technology
- Quick, simple and safe replacement without rewiring
- Energy savings of up to 65 % (compared to T8 fluorescent lamp on CCG)
- Instant-on light, therefore ideally suitable in combination with sensor technology
- Also suitable for operation at low temperatures

Product features

- T8 LED tube made of glass with G13 base
- Mercury-free and RoHS compliant
- Type of protection: IP20



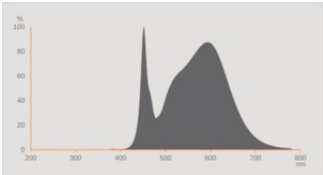
TECHNICAL DATA

Electrical data

Nominal wattage	20 W
Construction wattage	20.00 W
Nominal voltage	220...240 V
Nominal current	150 mA
Type of current	AC
Operating frequency	50...60 Hz
Mains frequency	50...60 Hz
Total harmonic distortion	< 150 %

Photometrical data

Luminous flux	2300 lm
Luminous efficacy	115 lm/W
Light color (designation)	Cool White
Color temperature	4000 K
Color rendering index Ra	> 80
Light color	840
Flickering metric (Pst LM)	1
Stroboscope effect metric (SVM)	0.4



EPREL data spectral diagram PROF
LEDr 4000K

Light technical data

Beam angle	190 °
------------	-------

Dimensions & Weight

Overall length	1500.00 mm
Diameter	26.90 mm

Product weight	230.00 g
----------------	----------

Temperatures & operating conditions

Ambient temperature range	-20...+45 °C
---------------------------	--------------

Lifespan

Lifespan L70/B50 at 25 °C	30000 h
---------------------------	---------

Additional product data

Base (standard designation)	G13
Mercury-free	Yes
Design / version	Frosted

Certificates & Standards

Type of protection	IP20
Standards	CE / CB
Photobiological safety group acc. to EN62778	RG0

Country-specific categorizations

Order reference	ST8E-1.5M 20W/8
-----------------	-----------------

LOGISTICAL DATA

Temperature range at storage	-20...+80 °C
------------------------------	--------------

Energy labelling regulation data acc EU 2019/2015



Lighting technology used	LED
Non-directional or directional	NDLS
Mains or non-mains	MLS
Light source cap-type (or other electric interface)	G13
Connected light source (CLS)	No
Color-tuneable light source	No
Envelope	No
High luminance light source	No
Anti-glare shield	No
Standby power	0 W
Networked standby power for CLS	0 W
Claim of equivalent power	Yes
Length	1500.00 mm

Height	26.90 mm
Width	26.90 mm
Chromaticity coordinate x	0.3818
Chromaticity coordinate y	0.3797
R9 Colour rendering index	>=0.00
Beam angle correspondence	SPHERE_360
Survival factor	0.9
Displacement factor	>=0.7
LED light source replaces a fluorescent light source	Yes
EPREL ID	686637,2076156
Model number	AC32676,AC32676,AC66705

Safety advice

- Not suitable for operation with electronic control gear.
- Operation in outdoor applications in suitable damp-proof luminaires possible according to data sheet and installation instruction.

DOWNLOAD DATA

Documents and certificates		Document name
	Declarations of conformity	LED tube
Photometric and lighting design files		Document name
	Spectral power distribution	EPREL data spectral diagram PROF LEDr 4000K

LOGISTICAL DATA

Product code	Packaging unit (Pieces/Unit)	Dimensions (length x width x height)	Gross weight	Volume
4099854075087	Sleeve 1	1,555 mm x 28 mm x 28 mm	249.00 g	1.25 dm ³
4099854075094	Shipping box 25	1,610 mm x 155 mm x 165 mm	7189.00 g	41.18 dm ³

The mentioned product code describes the smallest quantity unit which can be ordered. One shipping unit can contain one or more single products. When placing an order, for the quantity please enter single or multiples of a shipping unit.

References / Links

– For current information see www.ledvance.com/substitute

Legal advice

– When used to replace a T8 fluorescent lamp the total energy efficiency and light distribution depends on the design of the lighting system.

DISCLAIMER

Subject to change without notice. Errors and omission excepted. Always make sure to use the most recent release.