

PRODUCT DATASHEET

Worklight Battery Power for all Alliance 15W 840 Black

WORKLIGHT BATTERY 18V POWER FOR ALL ALLIANCE | Battery worklights compatible with BOSCH 18V Power for all Alliance accu



Areas of application

- Renovation
- Garages
- Basement
- Workshops

Product benefits

- High Quality Worklight compatible with 18V Power for All Alliance Accu by BOSCH
- Worklight fits to the 18V accu platform that includes many devices from many different brands from the DIY category

Product features

- Worklight with swiveling head
- Click-DIM version: dimmable in three steps by repeated switching



TECHNICAL DATA

Electrical data

Nominal wattage	15.00 W
Nominal voltage	18 V
Nominal current	830.000 mA
Protection class	III
Operating mode	Battery

Photometrical data

Luminous flux	1300 lm
Luminous efficacy	86 lm/W
Color temperature	6500 K
Light color (designation)	Cool Daylight
Color rendering index Ra	≥80
Standard deviation of color matching	< 6 sdc _m
Luminous intensity	650 cd
Flickering metric (Pst LM)	<1
Stroboscope effect metric (SVM)	<0.9
Photobiological safety group acc. to EN62778	RG1
Beam angle	100 °

Dimensions & Weight

Length	200.00 mm
Width	195.00 mm
Height	236.00 mm
Product weight	1080.00 g

Materials & Colors

Product color	Black
Housing color	Black
Body material	Aluminum
Cover material	Acrylonitrile butadiene styrene (ABS)
Glow Wire Test according to IEC 60695-2-12	650 °C
Mercury content	0.0 mg

Application & Mounting

Ambient temperature range	-10...+40 °C
Temperature range at storage	-20...+60 °C
Type of protection	IP20
Protection class IK (shock resistance)	IK06
Dimmable	Yes
Mounting type	Surface
Application environment	Indoor
With light source	Yes
Replaceable light source	No

Lifespan

Lifespan L70/B50 at 25 °C	15000 h ¹⁾
Number of switching cycles	7500

¹⁾ t[h]: L70 / B50 @ 25 °C (Ta), t[h]: L80 / B10 @ 25 °C (Ta), t[h]: L90 / B10 @ 25 °C (Ta)




Certificates & Standards

Standards	CE / UKCA
Luminaire with limited surface temperature, "D sign"	No
Replaceable light source (EPREL)	Not replaceable

Safety advice

- To reduce the risk of strangulation the flexible wiring connected to this luminaire shall be effectively fixed to the wall if the wiring is within arm's reach.

DOWNLOAD DATA

Documents and certificates		Document name
	User instruction / safety instructions	WORKLIGHT BAT 15W 865 DIM POWER4ALL
	Legal information	WORKLIGHT BAT 15W 865 DIM POWER4ALL
	Declarations of conformity	WORKLIGHT BATTERY LUM

LOGISTICAL DATA

Product code	Packaging unit (Pieces/Unit)	Dimensions (length x width x height)	Gross weight	Volume
4058075843226	Folding box 1	222 mm x 184 mm x 191 mm	1231.00 g	7.80 dm ³
4058075843233	Shipping box 4	456 mm x 385 mm x 216 mm	5770.00 g	37.92 dm ³

The mentioned product code describes the smallest quantity unit which can be ordered. One shipping unit can contain one or more single products. When placing an order, for the quantity please enter single or multiples of a shipping unit.

DISCLAIMER

Subject to change without notice. Errors and omission excepted. Always make sure to use the most recent release.