

# PRODUCT DATASHEET

## FL 50 P 41W 6KLM 865 PS SY100 WT

FLOODLIGHT 50 | Versatile floodlight with up to 6000 lm light output



PERFOR-  
MANCE  
CLASS

### Areas of application

- Replacement for floodlights with halogen lamps
- Outdoor use (IP66)
- D-sign according to EN 60598-2-24 for fire-risk commercial unit, e.g. by accumulation of dust
- Public areas
- Building facades
- Construction areas
- Parking
- Gardens and balconies

### Product benefits

- Breather membrane to optimize air exchange, without compromising IP protection
- Highly versatile due to selectable power steps (Multi Lumen) on the housing
- Robust cable gland with integrated waterstop function
- Safe and very uniform illumination, due to frosted and tempered glass diffuser
- Bright, robust and durable
- Energy savings of up to 90 % compared to halogen lamp floodlights
- No upper light output ratio (ULOR 0%) when mounted at 0° tilt

### Product features

- High luminous efficacy: up to 145 lm/W
- Type of protection: IP66
- Pre-installed, flexible 1 m cable (H05RN-F), wrapped 3 x 1.0 mm<sup>2</sup> single wires
- Reflector-based, symmetric light distribution with 100° x 100° beam angle
- Mounting bracket with 30° angle and wide rotation area

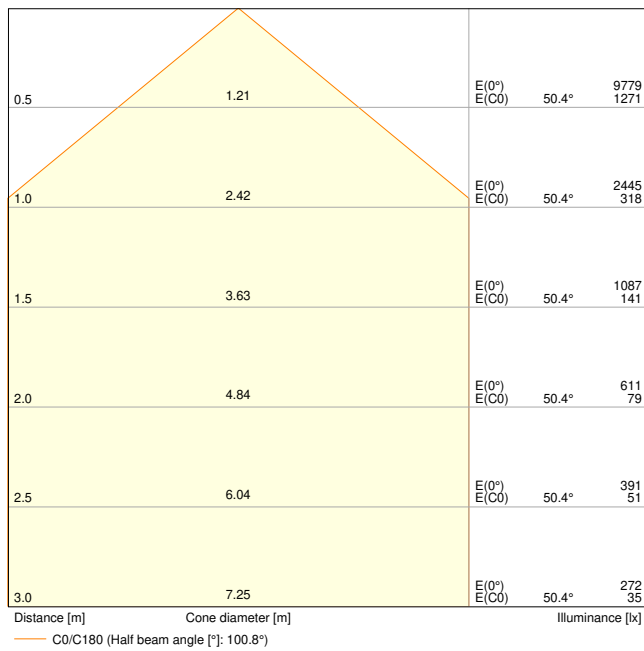
## TECHNICAL DATA

### Electrical data

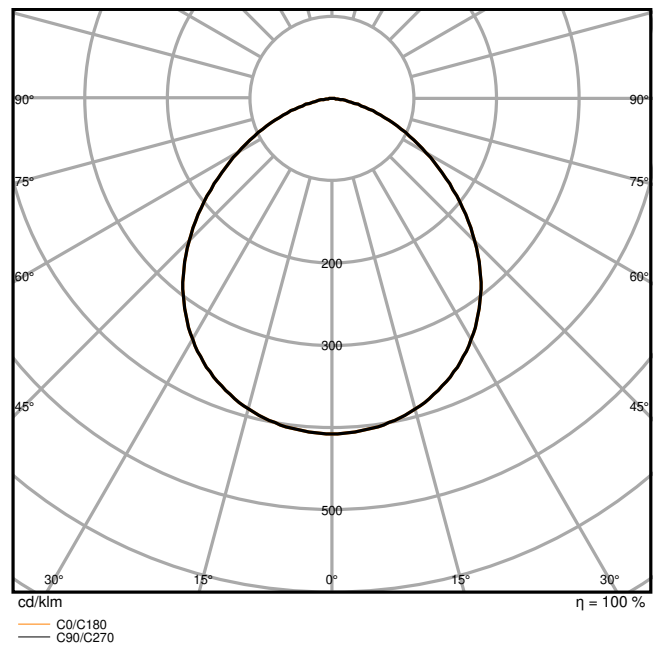
|   |                       |
|---|-----------------------|
| Nominal wattage   | 41 W / 27 W           |
| Nominal voltage   | 220...240 V           |
| Mains frequency   | 50...60 Hz            |
| Nominal current   | 185/130 mA            |
| Inrush current  | 14.85 A               |
| Inrush current time $T_{h50}$                               | 33.6 $\mu$ s          |
| Max. number of luminaires per miniature circuit breaker B16 | 50                    |
| Max. number of luminaires per miniature circuit breaker C10 | 40                    |
| Max. number of luminaires per miniature circuit breaker C16 | 64                    |
| Power factor $\lambda$                                      | > 0.90                |
| Total harmonic distortion                                   | < 20 %                |
| Protection class  | I                     |
| Surge capability (L-N)                                      | 2 kV                  |
| Surge capability (L/N-Ground)                               | 4 kV                  |
| Operating mode  | Integrated LED driver |

### Photometrical data

|  |                    |
|--|--------------------|
| Luminous flux                                | 6000 lm / 4000 lm  |
| Luminous efficacy                            | 145 lm/W           |
| Color temperature                            | 6500 K             |
| Light color (designation)                    | Cool Daylight      |
| Color rendering index Ra                     | 80                 |
| Standard deviation of color matching         | 5 sdc <sub>m</sub> |
| Stroboscope effect metric (SVM)              | ≤0.9               |
| Photobiological safety group acc. to EN62778 | RG1                |
| Photobiological safety group acc. to EN62471 | RG1                |
| Beam angle                                   | 100 ° x 100 °      |



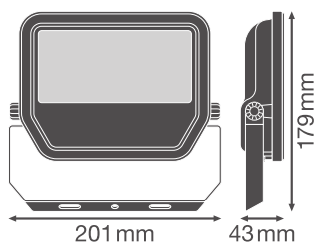
FL 50 P 41W 6KLM 865 PS SY100 WT



FL 50 P 41W 6KLM 865 PS SY100 WT

### Dimensions & Weight

|                |           |
|----------------|-----------|
| Length         | 201.00 mm |
| Width          | 43.00 mm  |
| Height         | 179.00 mm |
| Product weight | 830.00 g  |
| Cable length   | 1000 mm   |



FL 50 P SY100

### Materials & Colors

|               |       |
|---------------|-------|
| Product color | White |
| Housing color | White |

|  |          |
|--|----------|
| Body material                              | Aluminum |
| Cover material                             | Glass    |
| Light emitting surface material            | Glass    |
| Glow Wire Test according to IEC 60695-2-12 | 650 °C   |
| Mercury content                            | 0.0 mg   |

### Application & Mounting

|   |                        |
|---|------------------------|
| Ambient temperature range                   | -30...+50 °C           |
| Temperature range at storage                | -40...+70 °C           |
| Type of connection                          | Cable, 3-pole          |
| Type of protection                          | IP66                   |
| Protection class IK (shock resistance)      | IK07                   |
| Corrosion resistance class acc. to EN 12944 | C4                     |
| Dimmable                                    | No                     |
| Mounting type                               | Surface                |
| Mounting location                           | Wall / Ceiling / Floor |
| Application environment                     | Outdoor                |
| Adjustable                                  | Yes                    |
| With light source                           | Yes                    |

### Lifespan

|                           |                        |
|---------------------------|------------------------|
| Lifespan L70/B50 at 25 °C | 100000 h <sup>1)</sup> |
| Lifespan L80/B10 at 25 °C | 75000 h <sup>1)</sup>  |
| Lifespan L80/B50 at 25 °C | 70000 h                |
| Lifespan L90/B10 at 25 °C | 35000 h                |

<sup>1)</sup> t[h]: L70 / B50 @ 25 °C (Ta), t[h]: L80 / B10 @ 25 °C (Ta), t[h]: L90 / B10 @ 25 °C (Ta)

### Control gear

|                             |        |
|-----------------------------|--------|
| Output current              | 320 mA |
| ECG - Output ripple current | < 20 % |

### Certificates & Standards

|  |                                   |
|--|-----------------------------------|
| Standards  | CE / CB / ENEC / EAC / UKCA / EPD |
| Luminaire with limited surface temperature, "D sign" | Yes                               |
| Ball shot safe                                       | No                                |
| EPD  | LEDV-00031-V01.01-EN              |
| Replaceable light source (EPREL)                     | Not replaceable                   |

















### Additional product data


|                |              |
|----------------|--------------|
| Added function | MULTI SELECT |
|----------------|--------------|

## Safety advice

– Max. wind load surface 0.025 m<sup>2</sup>

## DOWNLOAD DATA

| Documents and certificates   |  | Document name                         |
|--|--|---------------------------------------|
|    | User instruction / safety instructions | G11193706_UI_Floodlight_08W-41W       |
|    | Legal information                      | Insert_LSI_Floodlight_8_41w_G11195967 |
|    | Legal information                      | Informationstext 18 Abs 4 ElektroG    |
|    | Legal information                      | Safety Insert G11205496               |
|    | Legal information                      | Legal Insert FLOODLIGHT LUMS          |
|   | Declarations of conformity             | FLOODLIGHT GEN4                       |
|  | Declarations of conformity UKCA        | FLOODLIGHT GEN4                       |
| Photometric and lighting design files  |  | Document name                         |
|  | IES file (IES)                         | FL 50 P 41W 6KLM 865 PS SY100 WT      |
|  | LDT file (Eulumdat)                    | FL 50 P 41W 6KLM 865 PS SY100 WT      |
|  | ULD file (DIALux)                      | FL 50 P 41W 6KLM 865 PS SY100 WT      |
|  | ROLF file (RELUX)                      | FL 50 P 41W 6KLM 865 PS SY100 WT      |
|  | UGR file (UGR table)                   | FL 50 P 41W 6KLM 865 PS SY100 WT      |
|  | Light distribution curve type cone     | FL 50 P 41W 6KLM 865 PS SY100 WT      |
|  | Light distribution curve type polar    | FL 50 P 41W 6KLM 865 PS SY100 WT      |
| CAD/BIM files  |  | Document name                         |
|  | BIM Revit 3D                           | Floodlight G4                         |
|  | CAD STEP 3D                            | FL G4 41W                             |

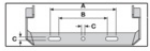
| Tender texts  | Document name                             |
|---|---|
|  Tender documents | FLOODLIGHT 50 41W 6KLM 865 PS SY100 WT-EN |

**LOGISTICAL DATA**

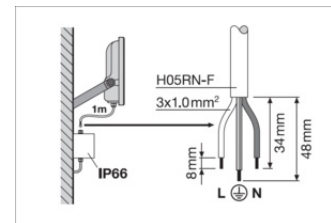
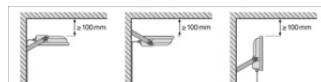

| Product code  | Packaging unit (Pieces/Unit) | Dimensions (length x width x height) | Gross weight | Volume                |
|---------------|------------------------------|--------------------------------------|--------------|-----------------------|
| 4099854306020 | Folding box<br>1             | 69 mm x 206 mm x 180 mm              | 911.00 g     | 2.56 dm <sup>3</sup>  |
| 4099854306037 | Shipping box<br>8            | 426 mm x 292 mm x 205 mm             | 7841.00 g    | 25.50 dm <sup>3</sup> |

The mentioned product code describes the smallest quantity unit which can be ordered. One shipping unit can contain one or more single products. When placing an order, for the quantity please enter single or multiples of a shipping unit.

**ADDITIONAL CATALOG INFORMATION**



| 230 Vac |     |    |     |        |                     |
|---------|-----|----|-----|--------|---------------------|
|         | A   | B  | C   | Symbol | Beam diameter (mm)  |
| 8W      | 60  | 48 | 5.5 | 2x M4  | 0.012m <sup>2</sup> |
| 17W     | 70  | 58 | 6.5 | 2x M5  | 0.015m <sup>2</sup> |
| 41W     | 108 | 78 | 8.5 | 2x M6  | 0.025m <sup>2</sup> |

|                               |                |                |
|-------------------------------|----------------|----------------|
| FL 50 P 8W 6KLM 865 PS SY100  | 8 W / 760 lm   | 8 W / 1100 lm  |
| FL 50 P 17W 6KLM 865 PS SY100 | 8 W / 800 lm   | 8 W / 1000 lm  |
| FL 50 P 17W 6KLM 865 PS SY100 | 8 W / 800 lm   | 8 W / 1000 lm  |
| FL 50 P 17W 6KLM 865 PS SY100 | 11 W / 1000 lm | 11 W / 1200 lm |
| FL 50 P 17W 6KLM 865 PS SY100 | 11 W / 1000 lm | 11 W / 1200 lm |
| FL 50 P 41W 6KLM 865 PS SY100 | 21 W / 2015 lm | 41 W / 2800 lm |
| FL 50 P 41W 6KLM 865 PS SY100 | 21 W / 2015 lm | 41 W / 2800 lm |
| FL 50 P 41W 6KLM 865 PS SY100 | 21 W / 2015 lm | 41 W / 2800 lm |

**References / Links**

– For Guarantee see [www.ledvance.com/guarantee](http://www.ledvance.com/guarantee)

**DISCLAIMER**

Subject to change without notice. Errors and omission excepted. Always make sure to use the most recent release.