

PRODUCT DATASHEET

Decor Straw Wall 1XE27 Multicolor

Decor Straw | Decorative luminaires made of colourful metal with E27 socket



Areas of application

- Indoor applications
- Corridors, entrance areas, stairwells, living rooms, basements

Product benefits

- Contrasting color tones
- Design enables the lamp to be the luminaire highlight
- Different types of luminaires with the same design language maintain a consistent style at home
- Two options for easy wall installation (via EU plug on cable or direct wiring)
- Inline-switch for table and floor luminaire
- Sustainable solution thanks to exchangeable light sources
- Easy mounting

Product features

- Housing material: metal
- Optional cable provided with fitted EU plug (only for wall luminaire)
- Textile cable



TECHNICAL DATA

Electrical data

| | |
|------------------|---------------|
| Nominal voltage | 220...240 V |
| Mains frequency | 50...60 Hz |
| Protection class | II |
| Operating mode | Mains voltage |

Dimensions & Weight

| | |
|----------------|-----------|
| Length | 108.00 mm |
| Width | 77.00 mm |
| Height | 183.00 mm |
| Product weight | 570.00 g |



DECOR STRAW WALL 1XE27

Materials & Colors

| | |
|--|-------------|
| Product color | Multi color |
| Housing color | Multi color |
| Body material | Steel |
| Glow Wire Test according to IEC 60695-2-12 | 650 °C |

Application & Mounting

| | |
|------------------------------|-------------------------|
| Ambient temperature range | -20...+40 °C |
| Temperature range at storage | -20...+80 °C |
| Type of connection | Terminal, 2-Pole (L, N) |
| Type of protection | IP20 |
| Dimmable | No |
| Mounting type | Surface |
| Application environment | Indoor |

| | |
|--------------------------|-----|
| With light source | No |
| Replaceable light source | No |
| Holder designation | E27 |

Certificates & Standards

| | |
|--|----|
| Standards | CE |
| Luminaire with limited surface temperature, "D sign" | No |




Additional product data

| | |
|-----------------------|---------------------------------------|
| Product remark | Maximum bulb wattage: 25 W (LED 15 W) |
| Number of illuminants | 1 |

Safety advice

- All electrical connections must be made by a qualified person.
- Caution, risk of electric shock.
- Check wall-ceiling for suitability. If uncertain, seek professional advice.

DOWNLOAD DATA

| Documents and certificates | | Document name |
|--|--|-------------------------------|
|  | User instruction / safety instructions | DECOR STRAW WALL |
|  | Legal information | Legal insert Decor Straw wall |
|  | Declarations of conformity | DECOR LUM |

LOGISTICAL DATA

| Product code | Packaging unit (Pieces/Unit) | Dimensions (length x width x height) | Gross weight | Volume |
|---------------|------------------------------|--------------------------------------|--------------|-----------------------|
| 4058075838826 | Folding box 1 | 137 mm x 167 mm x 238 mm | 709.00 g | 5.45 dm ³ |
| 4058075838833 | Shipping box 4 | 355 mm x 295 mm x 260 mm | 3395.00 g | 27.23 dm ³ |

The mentioned product code describes the smallest quantity unit which can be ordered. One shipping unit can contain one or more single products. When placing an order, for the quantity please enter single or multiples of a shipping unit.

DISCLAIMER

Subject to change without notice. Errors and omission excepted. Always make sure to use the most recent release.