

PRODUCT DATASHEET

Decor Clay Windows Pendant 1XE27 Brown

Decor Clay | Decorative luminaires made of clay with exchangeable light source



Areas of application

- Indoor applications
- Corridors, entrance areas, stairwells, living rooms, basements

Product benefits

- High-quality look and feel
- High flexibility in the choice of the light source
- Sustainable solution thanks to exchangeable light sources
- Easy mounting

Product features

- Housing material: metal and clay
- Textile cable



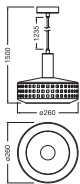
TECHNICAL DATA

Electrical data

| | |
|------------------|---------------|
| Nominal voltage | 220...240 V |
| Mains frequency | 50...60 Hz |
| Protection class | I |
| Operating mode | Mains voltage |

Dimensions & Weight

| | |
|----------------|------------|
| Diameter | 260.00 mm |
| Height | 1500.00 mm |
| Product weight | 2100.00 g |



DECOR CLAY WINDOWS
PENDANT 1XE27

Materials & Colors

| | |
|--|------------|
| Product color | Brown |
| Housing color | Brown |
| Body material | Clay Steel |
| Glow Wire Test according to IEC 60695-2-12 | 650 °C |

Application & Mounting

| | |
|--|-----------------------------|
| Ambient temperature range | -20...+40 °C |
| Temperature range at storage | -20...+80 °C |
| Type of connection | Terminal, 3-Pole (L, N, PE) |
| Type of protection | IP20 |
| Protection class IK (shock resistance) | IK03 |
| Dimmable | No |
| Mounting type | Suspended |

| | |
|--------------------------|--------|
| Application environment | Indoor |
| With light source | No |
| Replaceable light source | No |
| Holder designation | E27 |

Certificates & Standards

| | |
|--|-----------|
| Standards | CE / UKCA |
| Luminaire with limited surface temperature, "D sign" | No |





Additional product data

| | |
|-----------------------|-------------------------------|
| Product remark | Maximum bulb wattage: 6 W LED |
| Number of illuminants | 1 |

Safety advice

- All electrical connections must be made by a qualified person.
- Caution, risk of electric shock.
- Product in protection class I. All electrically conductive, metallic housing parts that can absorb voltage during operation or during maintenance in the event of a fault must be continuously connected to the protective earthing conductor.
- Check wall-ceiling for suitability. If uncertain, seek professional advice.

DOWNLOAD DATA

| Documents and certificates | | Document name |
|--|--|--------------------------------|
|  | User instruction / safety instructions | DECOR CLAY WINDOWS PENDANT E27 |
|  | Legal information | Safety insert G11219601 |
|  | Declarations of conformity | DECOR LUM |
|  | Declarations of conformity UKCA | DECOR LUM |

LOGISTICAL DATA

| Product code | Packaging unit (Pieces/Unit) | Dimensions (length x width x height) | Gross weight | Volume |
|---------------|------------------------------|--------------------------------------|--------------|-----------------------|
| 4099854459122 | Folding box 1 | 148 mm x 302 mm x 303 mm | 2630.00 g | 13.54 dm ³ |
| 4099854459139 | Shipping box 4 | 604 mm x 318 mm x 328 mm | 10520.00 g | 63.00 dm ³ |

The mentioned product code describes the smallest quantity unit which can be ordered. One shipping unit can contain one or more single products. When placing an order, for the quantity please enter single or multiples of a shipping unit.

DISCLAIMER

Subject to change without notice. Errors and omission excepted. Always make sure to use the most recent release.