

PRODUCT DATASHEET

PANEL LOUVER SURF KIT 1200 WT

PANEL LOUVER SURFACE KIT | Panel luminaires



Areas of application

- Offices, conference rooms
- Reception areas, foyers, corridors, elevators

Product benefits

- Easy installation
- Black or white housing version available

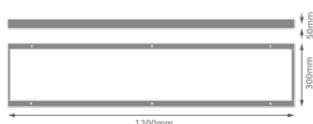
Product features

- Extruded aluminum frame

TECHNICAL DATA

Dimensions & Weight

Length	1200 mm
Width	1200 mm
Height	50 mm
Product weight	550.00 g



PANEL LOUVER SURF KIT 1200




Materials & Colors

Product color	White
---------------	-------

Application & Mounting

Replaceable light source	No
--------------------------	----

DOWNLOAD DATA

Documents and certificates		Document name
	User instruction / safety instructions	PANEL LOUVER SURF KIT 1200
	Legal information	PL LOUVER 600/1200/SUSP/SURF KIT
	Legal information	Informationstext 18 Abs 4 ElektroG

LOGISTICAL DATA

Product code	Packaging unit (Pieces/Unit)	Dimensions (length x width x height)	Gross weight	Volume
4099854155420	Folding box 1	1,205 mm x 35 mm x 56 mm	641.00 g	2.36 dm ³
4099854155437	Shipping box 20	1,225 mm x 195 mm x 245 mm	13680.00 g	58.52 dm ³

The mentioned product code describes the smallest quantity unit which can be ordered. One shipping unit can contain one or more single products. When placing an order, for the quantity please enter single or multiples of a shipping unit.

DISCLAIMER

Subject to change without notice. Errors and omission excepted. Always make sure to use the most recent release.