

PRODUCT DATASHEET

PANEL LOUVER SURF KIT 600 WT

PANEL LOUVER SURFACE KIT | Panel luminaires



Areas of application

- Offices, conference rooms
- Reception areas, foyers, corridors, elevators

Product benefits

- Easy installation
- Black or white housing version available


Product features

- Extruded aluminum frame

TECHNICAL DATA

Dimensions & Weight

Length	600 mm
Width	600 mm
Height	50 mm
Product weight	450.00 g



PANEL LOUVER SURF KIT 600




Materials & Colors

Product color	White
---------------	-------

Application & Mounting

Replaceable light source	No
--------------------------	----

DOWNLOAD DATA

Documents and certificates		Document name
	User instruction / safety instructions	PANEL LOUVER SURF KIT 600
	Legal information	PL LOUVER 600/1200/SUSP/SURF KIT
	Legal information	Informationstext 18 Abs 4 ElektroG

LOGISTICAL DATA

Product code	Packaging unit (Pieces/Unit)	Dimensions (length x width x height)	Gross weight	Volume
4099854155376	Folding box 1	605 mm x 35 mm x 56 mm	500.00 g	1.19 dm³

Product code	Packaging unit (Pieces/Unit)	Dimensions (length x width x height)	Gross weight	Volume
4099854155383	Shipping box 20	625 mm x 195 mm x 245 mm	10426.00 g	29.86 dm³

The mentioned product code describes the smallest quantity unit which can be ordered. One shipping unit can contain one or more single products. When placing an order, for the quantity please enter single or multiples of a shipping unit.

DISCLAIMER

Subject to change without notice. Errors and omission excepted. Always make sure to use the most recent release.